

Appendix 4E Preliminary final report

Listing Rule 4.3A

Company	Platinum Asia Investments Limited
ASX Code	PAI
Year ended	30 June 2019
Previous corresponding year ended	30 June 2018
ABN	13 606 647 358

Announcement to the market should be read in conjunction with the 30 June 2019 financial report:

	% Movement	\$A'000
Total investment income	-92.1%	6,284
Loss from ordinary activities after tax attributable to members	-100.3%	(158)
Net loss for the period attributable to members	-100.3%	(158)

Under Australian Accounting Standards, realised profits and losses are added to, or reduced by, changes in the market value of the Company's total assets. This can lead to large variations in recorded statutory profits or losses from any one year to the next.

The Directors consider that the pre-tax net tangible asset backing per share, after the deduction of fees and expenses, adjusted for corporate taxes paid, and any capital flows and assuming the reinvestment of dividends ("pre-tax NTA"), is a better measure of performance of the Company than the reported profits or losses. This is because the pre-tax NTA is the most accurate way to assess the investment performance of the Company's investment portfolio. For the 12 months to 30 June 2019, the Company's pre-tax NTA decreased from \$1.20 per share to \$1.08 per share. This is after the payment of 8 cents per share in dividends and the equivalent of 3 cents per share in taxes paid during the financial year.

Investment performance was directly impacted by financial reforms in China and the resulting economic slowdown caused by the tightening of credit. Equity valuations were further impacted by the US-China trade war

The compound annual depreciation/appreciation of the Company's net assets to 30 June 2019 compared to the benchmark over 12 months, 3 years and since inception (September 2015), after the deduction of fees and expenses, adjusted for corporate taxes paid and any capital flows, and assuming the reinvestment of all dividends, is shown in the table below:

Performance	12 months	3 years	Since inception (compound p.a.)
PAI's performance	(0.1)%	12.5%	8.5%
MSCI All Country Asia ex Japan Net Index in \$A	4.8%	13.7%	10.7%

The investment returns shown are historical. You should be aware that historical performance is not a reliable indicator of future performance.

Source: Platinum Investment Management Limited (PAI returns) and FactSet (MSCI returns). All data where MSCI is referenced is the property of MSCI. No use or distribution of this data is permitted without the written consent of MSCI. This data is provided "as is" without any warranties by MSCI. MSCI assumes no liability for or in connection with this data. Please see full MSCI disclaimer in <https://www.platinum.com.au/Special-Pages/Terms-Conditions>. PAI and MSCI returns assume the reinvestment of dividends.

Dividends

A summary of the key features of the dividend declared by the Board are summarised in the table below.

Final dividend declared	2 cents per share fully-franked
Ex-date	5 September 2019
Record date	6 September 2019
The last date for receipt of election notices for the dividend reinvestment plan	7 September 2019
Payable date	23 September 2019

The ability of the Company to pay a fully-franked final dividend of more than 2 cents per share is constrained by the fact that the Company did not generate sufficient realised taxable gains for the year.

The total interim and final dividend for the year is 4 cents per share.

Dividend Reinvestment Plan

The Dividend Reinvestment Plan ('DRP') is in operation and the final dividend of 2 cents per share qualifies. Participating shareholders will be entitled to be allotted the number of shares (rounded down to the nearest whole number) which the cash dividend would purchase at the relevant issue price.

The relevant issue price for the 2019 final dividend will be at a 2.5% discount to the volume-weighted average share price of the Company's shares sold on the ASX over the five business days subsequent to the date on which the Company's shares cease to trade cum-dividend.

The terms and conditions of the DRP rules can be accessed at the Company's website at:

www.platinum.com.au/Our-Products/All-Products/Platinum-Asia-Investments-Limited

Further information

- Refer to the attached audited financial statements for financial data on the Company.
- Refer to the attached Chairperson's Report.

Joanne Jefferies
Company Secretary
27 August 2019

PLATINUM ASIA INVESTMENTS LIMITED

Chairperson's Report 2019

Summary

Platinum Asia Investment Limited's ("PAI" or the "Company") overall investment return for the 2019 financial year was negative 0.05% and the Company reported a net loss after tax of \$0.2 million for the 12 months to 30 June 2019. This headline return and reported profit occurred against a backdrop of significant volatility across global markets.

The 2019 financial year can be broken down into three distinct investment performance periods, as follows:

- **The four month period from 1 July 2018 to 31 October 2018**, in which the Company's portfolio delivered an investment return of negative 10.1%¹. The Chinese share market was adversely impacted by evidence of an economic slowdown in China, partly as a result of the tightening of available credit. This was exacerbated by the strong US dollar and rising interest rates and the ongoing issue of US-China trade tensions.
- **The six month period from 1 November 2018 to 30 April 2019**, in which the Company's portfolio delivered an investment return of positive 13.6%¹. The portfolio's long holdings were performing well and economic indicators in China improved, however the investment manager, Platinum Investment Management Limited ("Platinum" or the "Investment Manager") noted in May that market sentiment remained fragile because of the uncertainty created by the ongoing trade tensions.
- **The two month period from 1 May 2019 to 30 June 2019**, in which global trade tensions again reignited causing the portfolio to lose 2.3%¹ in the last two months of the financial year.

The Company declared a 2019 fully-franked final dividend of 2 cents per share, bringing the total dividends declared for the 2019 financial year to 4 cents per share. This represents a dividend yield of 3.9% based on the 30 June 2019 closing share price of \$1.03.

The Company was not affected by the small company tax changes and will be able to distribute franking credits for the 2019 financial year at a tax rate of 30%.

Investment Performance

As mentioned, for the 12 months to 30 June 2019 the Company delivered a return of negative 0.05% (measured by its pre-tax net tangible assets ("NTA") i.e. the combined capital and income return of the Company's investments after the deduction of fees and expenses, adjusted for corporate taxes paid and any capital flows and assuming the reinvestment of all dividends). This is compared to the MSCI Asia ex Japan Net Index in A\$ terms ("Index"), which delivered a positive return of 4.8%² for the same period.

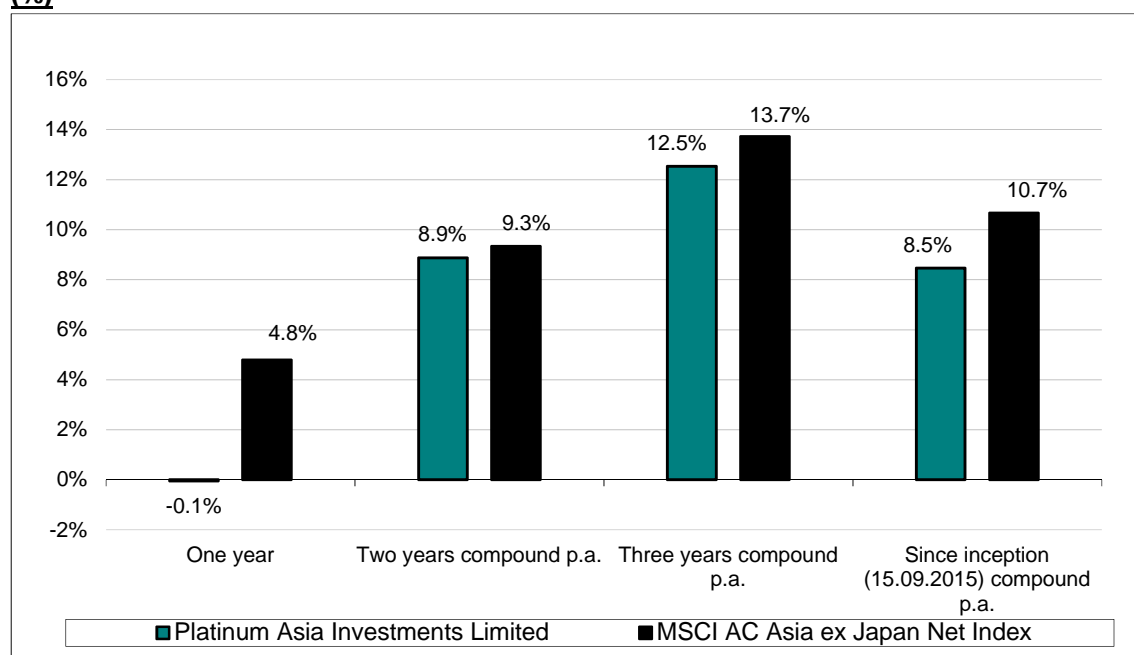
The performance of our Asian holdings were adversely impacted by the global trade tensions and the resulting global risk aversion that was a theme of global markets for the 12 months to 30 June 2019.

¹The summation of the returns for these periods does not equal the negative 0.05% return for the 12 months to 30 June 2019, because the returns for each of these periods is calculated from the start date of each period, rather than from 1 July 2018.

Since inception (in September 2015) to 30 June 2019, the Company's annualised compound return (measured by the Company's pre-tax NTA) was 8.5% per annum, compared with an annualised compound return of 10.7% for the Index for the same period.

The Investment Manager is of the view that "...there is great value across the Asian region and we own many fast growing companies with clean balance sheets on far lower valuations than western peers."

PAI's Pre-Tax Net Tangible Asset (NTA) Return (%) versus MSCI Index² to 30 June 2019 (%)



Source: Platinum Investment Management Limited (PAI returns) and FactSet (MSCI returns). Returns have not been calculated using the Company's share price. **Past performance is not a reliable indicator of future performance.**

² MSCI Inc Disclaimer: Neither MSCI Inc nor any other party involved in or related to compiling, computing or creating the Index data (contained in this Financial Report) makes any express or implied warranties or representations with respect to such data (or the results to be obtained by the use thereof), and all such parties hereby expressly disclaim all warranties of originality, accuracy, completeness, merchantability or fitness for a particular purpose with respect to any of such data. Without limiting any of the foregoing, in no event shall MSCI Inc, any of its affiliates or any third party involved in or related to compiling, computing or creating the data have any liability for any direct, indirect, special, punitive, consequential or any other damages (including lost profits) even if notified of the possibility of such damages. No further distribution or dissemination of the Index data is permitted without the express written consent of MSCI Inc.

Statutory accounts

For the financial year ended 30 June 2019, the Company made a statutory pre-tax operating loss of \$0.3 million and a post-tax operating loss of \$0.2 million. The operating loss was consistent with the negative return reported for the 12 month period to 30 June 2019 of 0.05%.

Under Australian Accounting Standards, realised profits and losses are added to, or reduced by unrealised changes in the market value of the Company's total assets. This can lead to large variations in recorded statutory profits or losses from any one year to the next.

The Board maintains that a more appropriate measure of the Company's performance is the percentage change in its pre-tax NTA (i.e. after the deduction of fees and expenses, adjusted for corporate taxes paid and any capital flows, and assuming the reinvestment of all dividends). On this measure, the Company's return was negative 0.05% for the 12 months to 30 June 2019.

To keep shareholders fully informed, PAI releases weekly and monthly calculations of its NTA backing per share to the ASX. Platinum publishes monthly investment performance updates and quarterly investment reports to shareholders.

Dividends

The Company declared a 2019 fully-franked final dividend of 2 cents per share, bringing the total dividends declared for the 2019 financial year to 4 cents per share. This represented a dividend yield of 3.9% based on the 30 June 2019 closing share price of \$1.03.

The ability of the Company to pay a fully-franked final dividend of more than 2 cents per share is constrained by the fact that the Company did not generate sufficient realised taxable gains for the year.

The Board has a policy of dividend smoothing and endeavours to ensure that there are sufficient franking credits available to pay fully-franked dividends in the future.

To the extent that any profits are not distributed as dividends, the Board may set aside some or all of the Company's undistributed profits to a separate dividend profit reserve to facilitate the payment of future fully-franked dividends, subject to the balance of the franking account.

The Company's Dividend Reinvestment Plan ('DRP') provides shareholders with the option to receive some or all of their future dividends as ordinary shares in the Company instead of cash. The DRP will be operating at a 2.5% discount for the 2019 final dividend (i.e. the issue price for the new PAI shares allotted under the DRP will be at a 2.5% discount to the relevant market price, being the volume-weighted average price of the Company's shares traded on the ASX over the five business days subsequent to the date on which the Company's shares cease to trade cum-dividend).

I can confirm that for the year ended 30 June 2019, despite reporting an accounting loss, PAI was not affected by any changes in the small company tax rate and PAI will be able to distribute franking credits at a tax rate of 30%. This is due to the fact that PAI's turnover for tax purposes (realised gains excluding realised losses) for the 2019 financial year exceeded the \$50 million threshold.

Capital Management

The Company did not engage in any capital raising activities during the 2019 financial year. However, I take this opportunity to re-state the Board's capital management policy below:

The Board regularly and actively reviews the most efficient manner by which the Company manages its capital, in response to changing market conditions and risks, with the sole aim of enhancing shareholder value, through:

- the management of the level of dividends to shareholders;
- the issue of shares by methods such as rights offers, share purchase plans or placements; and/or
- the use of share buy-backs.

We note that for the period 1 July 2018 and 30 June 2019, the Company's share price fluctuated significantly between a premium and discount to its pre-tax NTA. The Board continues to monitor this.

Other Corporate Governance Matters

The Company's investments are managed and administered by Platinum through two key agreements previously approved by shareholders: the Investment Management Agreement and the Administration Agreement.

During the financial year ending 30 June 2019, the Board continued to monitor the performance of Platinum and its adherence to the agreements with the full and transparent co-operation of Platinum and its management team. Accordingly, I am confident in the integrity and reporting of the Company's financial results to shareholders.

Outlook for 2019-2020

As highlighted recently by the Investment Manager, "Subsequent to [July] month end, we have seen increasing trade tensions between the US and China, with an additional 10% tariff on Chinese exports to the US threatened by President Trump. The Chinese allowed the Chinese Renminbi to depreciate to above 7 yuan to the US dollar. Note we are short the Renminbi and long the US dollar and US dollar-pegged Hong Kong dollars. We have lowered exposure to markets subsequent to the quarter end as a result of trade tensions.

In response to ongoing demonstrations in Hong Kong we have lowered domestic Hong Kong exposure (i.e. businesses that operate in Hong Kong, not merely Chinese firms listed there) to close to zero.

The portfolio is carrying sensible cash levels amid difficult markets, but we are not of a mind to short markets aggressively in Asia. Indeed, it is in Asia where we see much of the best value to be found in equity markets globally. While uncertainty and risks always exist in investing, what is certain is that valuations of Asian stocks are attractive again".

Annual General Meeting (AGM)

My fellow Directors and the Investment Manager look forward to meeting our fellow shareholders at the Annual General Meeting on 6 November 2019. The AGM Notice will be dispatched to shareholders in the coming weeks.

Finally

On behalf of the Board, I wish to express our appreciation of the work done by Dr Joseph Lai and Platinum's investment team over the last year and I thank Andrew Clifford and the broader team at Platinum.

Finally, on behalf of the Board, I thank shareholders for their support.

Margaret Towers
Chairperson
27 August 2019

Platinum Asia Investments Limited

ABN 13 606 647 358

Annual Financial Report - 30 June 2019

Platinum Asia Investments Limited
Corporate directory

Directors	Margaret Towers Ian Hunter Malcolm Halstead
Company secretary	Joanne Jefferies
Investment manager	Platinum Investment Management Limited (trading as Platinum Asset Management ®) Platinum Investment Management Limited neither guarantees the repayment of capital nor the investment performance of the Company.
Shareholder liaison	Elizabeth Norman
Registered office	Level 8, 7 Macquarie Place Sydney NSW 2000 Phone 1300 726 700 (Australia only) Phone 0800 700 726 (New Zealand only) Phone +61 2 9255 7500 Fax +61 2 9254 5555
Share registrar	Link Market Services Limited Level 12, 680 George Street Sydney NSW 2000 Phone +61 1300 554 474 Fax +61 2 9287 0303
Auditor and taxation advisor	PricewaterhouseCoopers
Securities exchange listing	The securities of Platinum Asia Investments Limited are listed on the Australian Securities Exchange (ASX code: PAI).
Website	www.platinum.com.au/Our-Products/All-Products/Platinum-Asia-Investments-Limited

Platinum Asia Investments Limited
Shareholder information
30 June 2019

The shareholder information set out below was applicable as at 22 August 2019.

Distribution of ordinary shares

Analysis of number of ordinary shareholders by size of holding:

	Number of holders of ordinary shares
1 to 1,000	241
1,001 to 5,000	1,346
5,001 to 10,000	1,625
10,001 to 100,000	5,581
100,001 and over	419
Total	<u>9,212</u>
Holding less than a marketable parcel (of \$500)	<u>519</u>

Twenty largest shareholders

The names of the twenty largest shareholders of the Company are listed below:

	ORDINARY SHARES NUMBER HELD	% OF TOTAL SHARES ISSUED
Platinum Investment Management Limited	30,000,000	8.28
Sysha Pty Limited	17,270,000	4.77
HSBC Custody Nominees (Australia) Limited	5,175,766	1.43
Moya Pty Limited	5,000,000	1.38
BNP Paribas Nominees Pty Limited	2,461,978	0.68
Lekk Pty Limited	2,200,000	0.61
Brazil Farming Pty Limited	1,800,000	0.50
Providore Holdings Pty Limited	1,500,000	0.41
Netwealth Investments Limited	1,254,002	0.35
Avanteos Investments Limited	1,140,888	0.31
Veterinary Surgical	1,098,915	0.30
Jorlyn Pty Limited	1,000,000	0.28
Invia Custodian Pty Limited	920,000	0.25
James & Diana Ramsay Foundation Pty Limited	871,800	0.24
Invia Custodian Pty Limited	838,909	0.23
Ilewise Pty Limited	800,000	0.22
ONeilco Pty Limited	775,000	0.21
Raymond Ireson	753,176	0.21
Demeta Pty Limited	740,000	0.21
Spar Nominees Pty Limited	736,000	0.20
	<u>76,336,434</u>	<u>21.07</u>

Platinum Asia Investments Limited
Shareholder information
30 June 2019

Substantial shareholders

The substantial shareholders in the Company's register of substantial shareholders at 22 August 2019 are listed below:

	Ordinary shares	
	Number held	% of total shares issued
Platinum Investment Management Limited	30,000,000	8.35%^

^ As at the date of the last substantial shareholder notice lodged with the ASX on 14 December 2017.

Voting Rights

Ordinary shares

On a show of hands, every member present at a meeting in person or by proxy shall have one vote and upon a poll, each share shall have one vote.

Distribution of Annual Report to Shareholders

The law allows for an "opt in" regime through which shareholders will receive a printed "hard copy" version of the Annual Report only if they request one. The Directors have decided to only mail out an Annual Report to those shareholders who have "opted in".

Financial Calendar

5 September 2019 - ordinary shares trade ex-dividend

6 September 2019 - record (books close) date for dividend

23 September 2019 - dividend paid

These dates are indicative and are subject to change.

Notice of Annual General Meeting (AGM)

The details of the Annual General Meeting of Platinum Asia Investments Limited are:

10am Wednesday, 6 November 2019
Museum of Sydney
Corner of Phillip and Bridge Streets
Sydney
NSW 2000

Questions for the AGM

If you would like to submit a question prior to the AGM to be addressed at the AGM you may e-mail your question to invest@platinum.com.au.

Platinum Asia Investments Limited
Investment Structure, Objectives and Methodology
30 June 2019

Investment Structure

Platinum Asia Investments Limited (the “Company”) is a listed investment company or “LIC”, whose shares are listed on the Australian Securities Exchange (“ASX”) and traded in the same way as other listed shares. Being a LIC, the Company:

- is closed-ended, which means that the underlying portfolio can be managed without concern for fluctuating cashflows;
- is taxed at source and can therefore distribute any available profits to shareholders in the form of dividends, usually fully-franked (depending on the availability of franking credits); and
- has established a dividend profit reserve, which provides the possibility for the smoothing of dividends from year to year, at the discretion of the Board.

Shares in the Company can trade at a premium or discount to their net tangible asset backing per share (“NTA”), which is calculated and announced to the ASX weekly and monthly.

The Company delegates its investment management and administration functions to Platinum Investment Management Limited (trading as Platinum Asset Management) (the “Investment Manager”), which employs a team of experienced investment professionals and administration personnel to perform those services. The Company and the Investment Manager are separate legal entities.

Investment Objective

The investment objective of the Company is to provide capital growth over the long-term through investing primarily in undervalued listed securities of companies in the Asian Region ex Japan across all sectors. In doing so, the Company aims to achieve net returns over a five year plus investment horizon that are in excess of the MSCI All Country Asia ex Japan Net Index (in A\$).

Investment Methodology

The Investment Manager’s index-agnostic investment approach has been well tested over many years through its management of the unlisted Platinum Trust® managed funds, which includes the Platinum Asia Fund. The principles on which its investment approach is based have not varied, although the investment process has evolved and been refined over time.

The Investment Manager seeks to invest in companies in the Asian Region ex Japan whose businesses and growth prospects are, in its view, inappropriately valued by the market. Just as optimism and pessimism ebb and flow in stock markets, similar sentiments also affect individual companies. This means that transitory events often have a disproportionate effect on the share prices of companies, be they positive or negative, and there is thus a tendency for share prices to deviate significantly from their inherent trend line. The Investment Manager’s investment methodology seeks to identify and take advantage of the opportunities created by the divergence between a company’s share price and its intrinsic value.

The Investment Manager uses various methodologies to make sense of the universe of stocks around the Asian Region ex Japan, including using both quantitative and qualitative screening to short-list companies for in-depth study. After identifying key themes and preferred industries, with due consideration of the macro environment, the portfolio is then built up through a series of individual stock selections based on detailed fundamental research. Care is taken to understand and monitor the inter-relationship of stocks within the portfolio.

The Investment Manager’s investment team is based in Sydney, Australia. Having a single location facilitates the cross pollination of ideas and free flow of information between analysts with different geographic and industry responsibilities. It has the further benefit that distance acts as a filter, enabling a more objective assessment of “noisy” markets. The research process, however, is well supported by extensive visits to companies.

Investment Methodology (continued)

The wealth of research and detailed analysis that leads to the addition/retention/reduction of a stock in the portfolio takes form in a disciplined process that is subject to the scrutiny of divergent thinking peers. This process serves to challenge and encourage analysts and to “test” investment theses, as well as add accountability to the process.

Managing Currency Exposures

Equity investments in the Asian Region ex Japan create an exposure to foreign currency fluctuations, which can change the value of the equity investments when measured in the reporting currency of the Company’s portfolio, which is the Australian dollar. It is part of the Company’s investment strategy to assess the potential returns and risks created by currency exposures and to seek to position the portfolio with the aim of capturing those returns while minimising those risks. Currency exposures in the portfolio are actively managed by the Investment Manager. The aim is for the Company’s portfolio to be exposed to the greatest extent possible to appreciating currencies and to minimise exposure to depreciating currencies. Accordingly, the level of any hedging back into the Australian dollar will depend on the Investment Manager’s expectation of future movements in currency exchange rates.

The Investment Manager may manage the currency exposures of the Company’s portfolio using foreign currency forward contracts, currency swaps, non-deliverable forwards and currency options, as well as spot foreign exchange trades.

As part of its investment process, the Investment Manager may also assess the indirect impact of currency on the companies that it intends to invest in (e.g. the impact of currency fluctuations on a manufacturing business with significant export sales) and the potential for exchange rate movements to amplify or diminish returns for a holding. Cash positions may also be held in the portfolio taking into consideration the potential impact of currency movements (as well as interest rate and credit risk considerations).

Strategies Aimed at Mitigating Losses and Delivering Solid Absolute Returns

While generating capital growth over the long-term is the Company’s primary objective, the Investment Manager also seeks to mitigate the risk of capital losses and employs a variety of strategies to achieve this.

Strategies aimed at mitigating capital losses include adjusting cash levels, deploying funds from overvalued to undervalued stocks and short selling (usually through equity derivatives).

Timing the implementation of these strategies is always challenging and, though the rewards can be gratifying, patience is often required. The nature of markets means it can take some time for inappropriately valued regions, industry sectors or individual stocks to become more widely recognised and to revert to levels close to their inherent values.

Platinum Asia Investments Limited
Directors' Report
30 June 2019

In respect of the year ended 30 June 2019, the Directors of Platinum Asia Investments Limited ("PAI" or "the Company") submit the following report prepared in accordance with a resolution of the Directors.

Directors

The following persons were Directors of the Company during the financial year and up to the date of this report:

Margaret Towers	Chairperson and Non-Independent Non-Executive Director
Ian Hunter	Independent Non-Executive Director
Malcolm Halstead	Independent Non-Executive Director

Principal Activities

The Company is a listed investment company established to provide capital growth over the long-term through investing primarily in listed securities of companies in the Asian Region ex Japan that are perceived, by the Investment Manager, to be undervalued. This includes companies listed on securities exchanges outside the Asian Region ex Japan, but whose business is predominantly conducted in or focused on the Asian Region ex Japan.

Operating and Financial Review

The operating loss of the Company for the year ended 30 June 2019, before providing for income tax, was \$268,000 (2018: profit of \$72,944,000). The income tax benefit for the year was \$110,000 (2018: income tax expense of \$21,466,000).

For the year ended 30 June 2019, the operating loss for the Company after income tax was \$158,000 (2018: profit of \$51,478,000).

The Directors consider that the pre-tax net tangible asset backing per share, after the deduction of fees and expenses, adjusted for corporate taxes paid, and any capital flows and assuming the reinvestment of dividends ("pre-tax NTA"), is a better measure of performance of the Company than the reported profits or losses. This is because the pre-tax NTA is the most accurate way to assess the investment performance of the Company's investment portfolio.

For the 12 months ended 30 June 2019, the Company delivered a negative return of 0.05%¹ (measured by its pre-tax NTA), compared to a return of 4.79% for the benchmark, the Morgan Stanley Capital International All Country Asia ex Japan Net Index (MSCI) in \$A terms. For the 12 months to 30 June 2019, the Company's pre-tax NTA per share decreased from \$1.20 to \$1.08. This is after the payment of 8 cents per share in dividends and the equivalent of 3 cents per share in taxes paid during the financial year.

Investment performance was directly impacted by financial reforms in China and the resulting economic slowdown caused by the tightening of credit. Investment performance was further impacted by the US-China trade war.

In terms of outlook, the Investment Manager has recently noted "*Subsequent to [July] month end, we have seen increasing trade tensions between the US and China, with an additional 10% tariff on Chinese exports to the US threatened by President Trump. The Chinese allowed the Chinese Renminbi to depreciate to above 7 yuan to the US dollar. Note we are short the Renminbi and long the US dollar and US dollar-pegged Hong Kong dollars. We have lowered exposure to markets subsequent to the quarter end as a result of trade tensions.*

In response to ongoing demonstrations in Hong Kong we have lowered domestic Hong Kong exposure (i.e. businesses that operate in Hong Kong, not merely Chinese firms listed there) to close to zero.

¹ Source: Platinum Investment Management Limited (PAI returns) and FactSet (MSCI returns). Returns have not been calculated using the Company's share price. **Past performance is not a reliable indicator of future performance.**

MSCI Inc Disclaimer: Neither MSCI Inc nor any other party involved in or related to compiling, computing or creating the Index data (contained in this Financial Report) makes any express or implied warranties or representations with respect to such data (or the results to be obtained by the use thereof), and all such parties hereby expressly disclaim all warranties of originality, accuracy, completeness, merchantability or fitness for a particular purpose with respect to any of such data. Without limiting any of the foregoing, in no event shall MSCI Inc, any of its affiliates or any third party involved in or related to compiling, computing or creating the data have any liability for any direct, indirect, special, punitive, consequential or any other damages (including lost profits) even if notified of the possibility of such damages. No further distribution or dissemination of the Index data is permitted without the express written consent of MSCI Inc.

Platinum Asia Investments Limited
Directors' Report
30 June 2019

The portfolio is carrying sensible cash levels amid difficult markets, but we are not of a mind to short markets aggressively in Asia. Indeed, it is in Asia where we see much of the best value to be found in equity markets globally. While uncertainty and risks always exist in investing, what is certain is that valuations of Asian stocks are attractive again”.

Dividends

On 27 August 2019, the Directors declared a 2019 fully-franked final dividend of 2 cents per share (\$7,246,000), with a record date of 6 September 2019, payable to shareholders on 23 September 2019, out of the dividend profit reserve. After the declaration of the 2019 final dividend, the balance in the dividend profit reserve is \$36,593,000, which translates to 10.10 cents per share, based on the shares on issue at the date of this report.

The ability of the Company to pay a fully-franked final dividend of above 2 cents per share has been constrained as the Company did not generate sufficient realised taxable gains for the financial year.

The dividend reinvestment plan (DRP) is in operation and a discount of 2.5 % to the relevant share price will apply to the dividend.

Capital Management

The Board regularly and actively reviews the most efficient manner by which the Company manages its capital, in response to changing market conditions and risks, with the sole aim of enhancing shareholder value, through:

- the management of the level of dividends to shareholders;
- the issue of shares by methods such as rights offers, share purchase plans and/or placements; or
- the use of share buy-backs.

Matters Subsequent to the End of the Financial Year

Apart from the dividend declared, no matter or circumstance has arisen since 30 June 2019 that has significantly affected, or may significantly affect the Company's operations, the results of those operations, or the Company's state of affairs in future financial years.

Likely Developments and Expected Results of Operations

The Company will continue to pursue its investment objective, which is to provide capital growth over the long-term through investing primarily in undervalued listed securities of companies in the Asian Region ex Japan across all sectors. The methods of operating the Company are not expected to change in the foreseeable future.

Environmental Regulation

The Company is not adversely impacted by any particular or significant environmental regulation under Commonwealth, State or Territory laws.

Information on Directors

Margaret Towers CA, GAICD

Chairperson and Non-Independent Non-Executive Director and member of the Audit, Risk and Compliance Committee since 31 March 2018.

Ms Towers has over 36 years of experience operating at board and senior management levels, within the wealth management and investment banking sectors of the Australian financial services industry. Ms Towers has also previously been a non-executive director of Platinum Asset Management Limited (ASX code: PTM), chair of PTM's Audit, Risk and Compliance Committee and a member of PTM's Nomination and Remuneration Committee. Ms Towers is a non-executive director of IMB Limited and is Chairperson of Platinum Capital Limited.

Ian Hunter BA, LLB, MBA

Independent Non-Executive Director since 24 June 2015 and Chair of the Audit, Risk and Compliance Committee since 23 July 2015.

Mr Hunter has been in the finance and investment industry since 1975. Mr Hunter worked at several banks, most recently as a director and executive Vice President of Bankers Trust Australia. Mr Hunter has held various directorships of listed companies, including Etrade Australia Limited and Rubik Financial Limited. Mr Hunter is a director of Ironbark Capital Limited.

Platinum Asia Investments Limited
Directors' Report
30 June 2019

Malcolm Halstead FCA

Independent Non-Executive Director since 24 June 2015 and member of the Audit, Risk and Compliance Committee since 23 July 2015.

Mr Halstead has worked in the finance and investment industry since 1982. Mr Halstead worked at Price Waterhouse and Bankers Trust Australia prior to joining Platinum Asset Management as a founding member and director in 1994. Mr Halstead was the finance director and company secretary of Platinum Capital Limited from 1994 to 2011 and finance director and company secretary of Platinum Asset Management Limited (PTM) from 2007 to 2011.

Information on Company Secretary

Joanne Jefferies BCom, LLB

Company Secretary since 17 October 2016.

Ms Jefferies is an English law qualified solicitor with more than 22 years of legal experience in the asset management and securities services sectors, in England and across Asia Pacific.

Ms Jefferies joined Platinum in October 2016 as General Counsel and Group Company Secretary, having spent the previous six years at BNP Paribas Securities Services as Head of Legal Asia Pacific, Company Secretary for all Australian subsidiaries and a member of the Asia Pacific Executive Committee. Ms Jefferies has previously held senior legal positions with Russell Investments, Morley Funds Management (Aviva Investors) and Lord Abbett, and served as the General Counsel for the UK's funds management industry association, the Investment Association. Ms Jefferies is also Company Secretary of Platinum Capital Limited and Platinum Asset Management Limited.

Meetings of Directors

The number of meetings of the Company's Board of Directors (the "Board") held during the year ended 30 June 2019, and the number of meetings attended by each Director were:

	Board (4 Held)	Audit, Risk and Compliance Committee (3 Held)
	Attended	Attended
Margaret Towers	4	3
Ian Hunter	4	3
Malcolm Halstead	4	3

Indemnity and Insurance of Directors or Officers

During the year, the Company incurred a premium in respect of a contract for indemnity insurance for the Directors and officers of the Company named in this report.

Indemnity and Insurance of Auditor

The Company has not, during or since the end of the year, indemnified or agreed to indemnify the auditor of the Company against a liability incurred by the auditor.

During the year, the Company has not paid a premium in respect of a contract to insure the auditor of the Company.

Non-Audit Services

Details of the amounts paid or payable to the auditor for audit and other (non-audit) services provided during the year by the auditor are outlined in Note 21 to the financial statements.

The Directors are satisfied that the provision of non-audit services during the year, by the auditor (or by another person or firm on the auditor's behalf), is compatible with the general standard of independence for auditors imposed by the *Corporations Act 2001*.

The Directors are of the opinion that the services as disclosed in Note 21 to the financial statements do not compromise the external auditor's independence requirements of the *Corporations Act 2001* for the following reasons:

- all non-audit services have been reviewed and approved to ensure that they do not impact the integrity and objectivity of the auditor; and
- none of the services undermine the general principles relating to auditor independence as set out in APES 110: *Code of Ethics for Professional Accountants* issued by the Accounting Professional and Ethical Standards Board.

Platinum Asia Investments Limited
Directors' Report
30 June 2019

Rounding of Amounts

The Company is of a kind referred to in ASIC Corporations (*Rounding in Financial/Directors' Reports*) Instrument 2016/191, issued by the Australian Securities and Investments Commission, relating to 'rounding-off'. Amounts in this report have been rounded off in accordance with this Instrument to the nearest thousand dollars, or in certain cases, the nearest dollar.

Managing Tax Risk

The Board is committed to acting with integrity and transparency in all tax matters. The Company aims to meet all of its obligations under the law and pay the appropriate amount of tax to the relevant authorities.

Auditor's Independence Declaration


A copy of the auditor's independence declaration as required under section 307C of the *Corporations Act 2001* is set out on page 13.

Auditor

PricewaterhouseCoopers continues in office in accordance with section 327 of the *Corporations Act 2001*.

This report is made in accordance with a resolution of Directors, pursuant to section 298(2)(a) of the *Corporations Act 2001*.

On behalf of the Directors



Margaret Towers
Chairperson

27 August 2019
Sydney



Ian Hunter
Director

**Platinum Asia Investments Limited
Remuneration Report (audited)
30 June 2019**

Executive Summary

- The Company had three key management personnel ("KMP") during the year.
- The annual remuneration paid by the Company to its Chairperson was \$65,700 (including superannuation).
- The remuneration paid by the Company to each of the other Non-Executive Directors was \$60,225 (including superannuation).
- The Company does not pay bonuses to any of its Directors.

Introduction

The Directors of Platinum Asia Investments Limited present the Remuneration Report prepared in accordance with section 300A of the *Corporations Act 2001* for the year ended 30 June 2019.

The information provided in this Remuneration Report forms part of the Directors' Report and has been audited by the Company's auditor, PricewaterhouseCoopers, as required by section 308 of the *Corporations Act 2001*.

Key Management Personnel ("KMP")

For the purposes of this report, the KMP of the Company in office during the financial year were:

Name	Position
Margaret Towers	Chairperson and Non-Independent Non-Executive Director
Ian Hunter	Independent Non-Executive Director
Malcolm Halstead	Independent Non-Executive Director

Shareholders' Approval of the 2018 Remuneration Report

A 25% or higher "no" vote on the remuneration report at an AGM triggers a reporting obligation on a listed company to explain in its next annual report how concerns are being addressed.

At the last AGM, the Company's Remuneration Report passed on a show of hands after proxies indicated a "for" vote of 93.81%. Despite this outcome, we have set out to fully explain the basis and structure of the remuneration paid to KMP.

Principles, Policy and Components of Director's Remuneration

Remuneration paid to the Directors is designed to ensure that the Company can attract and retain suitably qualified and experienced directors.

It is the policy of the Board to remunerate at market rates commensurate with the responsibilities borne by the Directors.

Directors received a fixed fee and mandatory superannuation.

Directors do not receive performance-based or earnings-based remuneration and are not eligible to participate in any equity-based incentive plans.

The remuneration of the Directors is reviewed annually by the Board and is set at market rates commensurate with the responsibilities borne by the Directors. Independent professional advice may be sought. No other retirement benefits (other than mandatory superannuation) are provided to the Directors.

There are no termination payments payable on the cessation of office and any Director may retire or resign from the Board, or be removed by a resolution of shareholders.

Platinum Asia Investments Limited
Remuneration Report (audited)
30 June 2019

Remuneration for Directors

The table below presents amounts received by the Directors.

Name	Cash Salary \$	Superannuation \$	Short-term incentives \$	Long-term incentives \$	Total \$
Margaret Towers					
FY2019	60,000	5,700	-	-	65,700
Period from 1/4/2018 to 30/06/2018	15,000	1,425	-	-	16,425
Bruce Coleman					
Period from 1/7/2017 to 31/03/2018	45,000	4,275	-	-	49,275
Ian Hunter					
FY 2019	55,000	5,225	-	-	60,225
FY 2018	55,000	5,225	-	-	60,225
Malcolm Halstead					
FY 2019	55,000	5,225	-	-	60,225
FY 2018	55,000	5,225	-	-	60,225
Total Remuneration					
FY 2019	170,000	16,150	-	-	186,150
FY 2018	170,000	16,150	-	-	186,150

Employment Arrangements of KMP

The key aspects of the KMP contracts are as follows:

- Remuneration and other terms of employment for Directors are formalised in letters of appointment that all Directors signed.
- All contracts with Directors include the components of remuneration that are to be paid to KMP and provide for annual review, but do not prescribe how remuneration levels are to be modified from year to year.
- The tenure of the Directors is subject to approval by shareholders at every third AGM or other general meeting convened for the purposes of election of Directors.
- In the event of termination, all KMP are only entitled to receive their statutory entitlements.
- Directors may resign by written notice to the Chairperson and where circumstances permit, it is desirable that reasonable notice of an intention to resign is given to assist the Board in succession planning.

Link between the Remuneration of the Directors and Company Performance

	2019	2018	2017	2016
Total investment gain/(loss) (\$'000)	6,284	79,884	61,040	(8,466)
Expenses (\$'000)	(6,552)	(6,940)	(5,508)	(4,326)
Operating (loss)/gain after tax (\$'000)	(158)	51,478	39,151	(9,049)
Earnings per share (cents per share)	(0.04)	14.32	12.95	(3.97)
Dividends (cents per share)	4.0	10.0	1.0	-
Net tangible asset value (pre-tax) (30 June) (\$ per share)	1.0836	1.1960	1.0920	0.9338
Closing share price (30 June) (\$ per share)	1.03	1.26	1.015	0.885
Total fixed remuneration (salary and superannuation) paid (\$)	186,150	186,150	186,150	189,729 ¹

¹Remuneration was for a period longer than 12 months, being 24th June 2015 (the Company's incorporation date) to 30 June 2016.

The remuneration of the Directors is not linked to the performance of the Company.

Interests of Directors in Shares

The relevant interest in ordinary shares of the Company that each Director held at balance date was:

	Opening balance	Acquisitions	Disposals	Closing balance
Margaret Towers	50,000	-	-	50,000
Ian Hunter	200,001	-	-	200,001
Malcolm Halstead	1	-	-	1



Auditor's Independence Declaration

As lead auditor for the audit of Platinum Asia Investments Limited for the year ended 30 June 2019, I declare that to the best of my knowledge and belief, there have been:

- (a) no contraventions of the auditor independence requirements of the *Corporations Act 2001* in relation to the audit; and
- (b) no contraventions of any applicable code of professional conduct in relation to the audit.

A handwritten signature in black ink, appearing to read 'Simon Cuthbert', with a horizontal line extending from the end of the signature.

Simon Cuthbert
Partner
PricewaterhouseCoopers

Sydney
27 August 2019

PricewaterhouseCoopers, ABN 52 780 433 757

One International Towers Sydney, Watermans Quay, Barangaroo, GPO BOX 2650, SYDNEY NSW 2001
T: +61 2 8266 0000, F: +61 2 8266 9999, www.pwc.com.au

Level 11, 1PSQ, 169 Macquarie Street, Parramatta NSW 2150, PO Box 1155 Parramatta NSW 2124
T: +61 2 9659 2476, F: +61 2 8266 9999, www.pwc.com.au

Liability limited by a scheme approved under Professional Standards Legislation.

Platinum Asia Investments Limited

Contents

30 June 2019

	Page
Statement of profit or loss and other comprehensive income	15
Statement of financial position	16
Statement of changes in equity	17
Statement of cash flows	18
Notes to the financial statements	19
Directors' declaration	46
Independent auditor's report to the members of Platinum Asia Investments Limited	47

General Information

The financial statements cover Platinum Asia Investments Limited as an individual entity. The financial statements are presented in Australian dollars, which is Platinum Asia Investments Limited's functional and presentation currency.

Platinum Asia Investments Limited is a listed public company limited by shares, incorporated and domiciled in Australia. Its registered office and principal place of business is:

Level 8, 7 Macquarie Place
Sydney NSW 2000

A description of the nature of the Company's operations and its principal activities are included in the Directors' Report, which is not part of the financial statements.

The financial statements were authorised for issue, in accordance with a resolution of Directors, on 27 August 2019. The Directors have the power to amend and reissue the financial statements.

Platinum Asia Investments Limited
Statement of profit or loss and other comprehensive income
For the year ended 30 June 2019

	Note	2019	2018
		\$'000	\$'000
Investment income			
Dividends		5,962	6,782
Interest		432	125
Net gains on equities/derivatives		1,732	73,460
Net (losses) on foreign currency forward contracts		(3,703)	(923)
Net foreign exchange gains on overseas bank accounts		1,861	440
Total investment income	2	6,284	79,884
Expenses			
Management fees	19	(4,352)	(4,882)
Custody		(475)	(508)
Share registry		(97)	(75)
Continuous reporting disclosure		(167)	(156)
Directors' fees	20	(186)	(186)
Auditor's remuneration and other services	21	(103)	(101)
Brokerage and transaction costs		(907)	(779)
Other expenses		(265)	(253)
Total expenses		(6,552)	(6,940)
(Loss)/profit before income tax benefit/(expense)		(268)	72,944
Income tax benefit/(expense)	3(a)	110	(21,466)
(Loss)/profit after income tax benefit/(expense) for the year attributable to the owners of Platinum Asia Investments Limited	8	(158)	51,478
Other comprehensive income for the year, net of tax		-	-
Total comprehensive (loss)/income for the year attributable to the owners of Platinum Asia Investments Limited		(158)	51,478
Basic earnings per share (cents per share)	12	(0.04)	14.32
Diluted earnings per share (cents per share)	12	(0.04)	14.32

The above statement of profit or loss and other comprehensive income should be read in conjunction with the accompanying notes.

Platinum Asia Investments Limited
Statement of financial position
As at 30 June 2019

	Note	2019	2018
		\$'000	\$'000
Assets			
Cash and cash equivalents	13(a)	70,181	57,363
Receivables	6	2,166	2,230
Financial assets at fair value through profit or loss	4	326,254	372,871
Income tax receivable	3(b)	2,621	-
Total assets		<u>401,222</u>	<u>432,464</u>
Liabilities			
Trade and other payables	7	3,512	982
Financial liabilities at fair value through profit or loss	5	1,702	-
Income tax payable	3(b)	-	2,799
Deferred tax liability	3(c)	2,686	9,007
Total liabilities		<u>7,900</u>	<u>12,788</u>
Net assets		<u>393,322</u>	<u>419,676</u>
Equity			
Issued capital	11	350,756	348,121
Retained earnings	8	(9,207)	(9,049)
Capital reserve	9(a)	7,934	7,934
Dividend profit reserve	9(b)	43,839	72,670
Total equity		<u>393,322</u>	<u>419,676</u>

The above statement of financial position should be read in conjunction with the accompanying notes

Platinum Asia Investments Limited
Statement of changes in equity
For the year ended 30 June 2019

	Note	Issued Capital \$'000	Retained earnings \$'000	Reserves \$'000	Total equity \$'000
Balance at 1 July 2017		346,942	(9,049)	47,085	384,978
Profit after income tax expense for the year		-	51,478	-	51,478
Other comprehensive income for the year, net of tax		-	-	-	-
Total comprehensive income for the year		-	51,478	-	51,478
Transfer of profit after income tax expense for the year to the dividend profit reserve	8,9(b)	-	(51,478)	51,478	-
<i>Transactions with owners in their capacity as owners:</i>					
Proceeds from the issue of shares associated with the dividend reinvestment plan and unclaimed dividends	11	1,179	-	-	1,179
Dividends paid	10	-	-	(17,959)	(17,959)
Balance at 30 June 2018		348,121	(9,049)	80,604	419,676
		Issued Capital \$'000	Retained earnings \$'000	Reserves \$'000	Total equity \$'000
Balance at 1 July 2018		348,121	(9,049)	80,604	419,676
Loss after income tax benefit for the year		-	(158)	-	(158)
Other comprehensive income for the year, net of tax		-	-	-	-
Total comprehensive income for the year		-	(158)	-	(158)
<i>Transactions with owners in their capacity as owners:</i>					
Proceeds from the issue of shares associated with the dividend reinvestment plan and unclaimed dividends	11	2,635	-	-	2,635
Dividends paid	10	-	-	(28,831)	(28,831)
Balance at 30 June 2019		350,756	(9,207)	51,773	393,322

The above statement of changes in equity should be read in conjunction with the accompanying notes

Platinum Asia Investments Limited
Statement of cash flows
For the year ended 30 June 2019

	Note	2019	2018
		\$'000	\$'000
Cash flows from operating activities			
Payments for purchase of financial assets		(633,352)	(351,347)
Proceeds from sale of financial assets		681,586	400,975
Dividends received		7,053	6,597
Interest received		351	132
Management fees paid		(4,386)	(4,847)
Other expenses paid		(2,212)	(2,118)
Income tax paid		(11,142)	(17,109)
Net cash from operating activities	13(b)	37,898	32,283
Cash flows from financing activities			
Dividends paid - net of dividend reinvestment plan	10	(26,942)	(16,551)
Proceeds from issue of shares in relation to unclaimed dividends	11	499	111
Net cash (used in) financing activities		(26,443)	(16,440)
Net increase in cash and cash equivalents		11,455	15,843
Cash and cash equivalents at the beginning of the year		57,363	40,283
Effects of exchange rate changes on cash and cash equivalents		1,363	1,237
Cash and cash equivalents at the end of the year	13(a)	70,181	57,363

The above statement of cash flows should be read in conjunction with the accompanying notes

Platinum Asia Investments Limited
Notes to the Financial Statements
For the year ended 30 June 2019

Note 1 Summary of significant accounting policies

The principal accounting policies adopted in the preparation of the financial statements are set out below. These policies have been consistently applied for all years presented, unless otherwise stated.

Basis of preparation

These general purpose financial statements have been prepared in accordance with Australian Accounting Standards and Interpretations issued by the Australian Accounting Standards Board ("AASB") and the *Corporations Act 2001*, as appropriate for for-profit oriented entities. These financial statements also comply with International Financial Reporting Standards as issued by the International Accounting Standards Board ("IASB").

The financial statements have been prepared on a historical cost basis, except for financial assets and liabilities measured at fair value.

The statement of financial position is presented on a liquidity basis. Specifically, assets and liabilities are presented in decreasing order of liquidity and do not distinguish between current and non-current assets and liabilities. The majority of receivables and payables are expected to be recovered or settled within 12 months, whereas tax and investment balances may be recovered after 12 months.

Critical accounting judgements, estimates and assumptions

The preparation of the financial statements requires management to make judgements, estimates and assumptions that affect the reported amounts in the financial statements. Management continually evaluates its judgements and estimates in relation to assets, liabilities, contingent liabilities, revenue and expenses. Management bases its judgements, estimates and assumptions on historical experience and on other various factors, including expectations of future events that management believes to be reasonable under the circumstances.

Fair value measurement hierarchy (refer to Note 17)

The Company is required to classify all assets and liabilities, measured at fair value, using a three level hierarchy, based on the lowest level of input that is significant to the entire fair value measurement, being: Level 1: Quoted prices (unadjusted) in active markets for identical assets or liabilities that the entity can access at the measurement date; Level 2: Inputs other than quoted prices included within Level 1 that are observable for the asset or liability, either directly or indirectly; and Level 3: Unobservable inputs for the asset or liability. Considerable judgement is required to determine what is significant to fair value and therefore which category the asset or liability is placed in can be subjective.

The fair value of assets and liabilities classified as level 3 (if any) is determined by the use of valuation models. These include discounted cash flow analysis or the use of observable inputs that require significant adjustments based on unobservable inputs.

Recovery of deferred tax assets (refer to Note 3)

Deferred tax assets are recognised for deductible temporary differences only if the Company considers it is probable that future taxable amounts will be available to utilise those temporary differences and losses.

Functional currency (refer to the "foreign currency transactions" accounting policy note)

Items included in the Company's financial statements are measured using the currency of the primary economic environment in which it operates (the "functional currency"), which is the Australian Dollar. Refer to the "foreign currency transactions" policy on page 21 for further information.

Financial assets/liabilities at fair value through profit or loss

Under AASB 9: *Financial Instruments*, financial instruments may be classified as:

- amortised cost if the objective of the business model is to hold the financial instruments to collect contractual cash flows and those cash flows represent solely payments of principal and interest (SPPI);
- fair value through other comprehensive income if the objective of the business model is to hold the financial instruments to collect contractual cashflows from SPPI and to sell; or

Note 1 Summary of significant accounting policies (continued)

Financial assets/liabilities at fair value through profit or loss (continued)

- all other financial instruments must be recognised at fair value through profit or loss. An entity can, at initial recognition, also irrevocably designate a financial instrument as measured at fair value through profit or loss if it eliminates or significantly reduces a measurement or recognition inconsistency. Derivative and equity instruments are measured at fair value through profit or loss unless, for equity instruments not held for trading, an irrevocable option is taken to measure at fair value through other comprehensive income.

For equity securities, derivatives and foreign currency forward contracts, the contractual cash flows held by the Company are not comprised of principal and interest. Consequently, these investments are measured at fair value through profit or loss.

The Company has applied AASB 13: *Fair Value Measurement*. AASB 13 defines fair value as “the price that would be received to sell an asset or paid to transfer a liability in an orderly transaction between market participants at the measurement date”.

The standard prescribes that the most representative price within the bid-ask spread should be used for valuation purposes. With respect to the Company, the last-sale or “last” price is the most representative price within the bid-ask spread, because it represents the price that the security last changed hands from seller to buyer.

The Company has applied last-sale pricing as the fair value measurement basis for equities and derivatives it holds.

Generally, derivatives take the form of long or short equity swap contracts. Equity swaps are valued based on the price of the underlying investment, which may be a specific share or a share market index. Daily fluctuations in the value of derivatives were recognised as part of “net gains on equities/derivatives” in the statement of profit or loss and other comprehensive income.

Long equity swap contracts allow the Company to gain exposure to price movements of underlying investments without buying the underlying investment. Under the term of each long equity swap contract, the Company makes a profit if the underlying share price was higher on the date that the contract was closed relative to the price when the contract commenced.

With respect to short equity swap contracts, the Company makes a profit if the underlying share price was lower on the date that the contract was closed relative to the price when the contract commenced.

Participatory Notes are sometimes used as a convenient means of investing in local securities by a foreign investor. Participatory Notes are generally traded over-the-counter, as they are issued by a counterparty to provide the investor with exposure to an individual equity or a basket or index of equities, in markets where liquidity, custody or other issues make ownership of the local shares sub-optimal. The valuation of Participatory Notes depends on the level of trading. If the Participatory Notes are actively traded, then the market price is used. If the Participatory Notes are not actively traded, counterparties provide a daily valuation that is based on the intrinsic value of the individual security.

AASB 13 also requires reporting entities to disclose its valuation techniques and inputs. This is described below.

Fair value in an active market

The fair value of financial assets and liabilities traded in active markets uses quoted market prices at reporting date without any deduction for estimated future selling costs. Financial assets are valued using “last-sale” pricing. Gains and losses arising from changes in the fair value of the financial assets/liabilities are included in the statement of profit or loss and other comprehensive income in the year or period they arise.

Foreign currency forward contracts are initially recognised at fair value on the date contracts are entered into and are subsequently remeasured at each reporting date. The fair value is the unrealised profit or loss on the foreign currency position (in Australian dollars).

Note 1 Summary of significant accounting policies (continued)
Financial assets/liabilities at fair value through profit or loss (continued)

Fair value in an inactive market or unquoted market

The fair value of financial assets and liabilities that are not traded in an active market is determined using valuation techniques. These include the use of recent arm's length market transactions, discounted cash flow techniques or any other valuation techniques that provides a reliable estimate of prices obtained in actual market transactions. Options are valued with reference to the quoted price of the underlying index or share. If there is no liquid market available, the options are valued based on the option prices provided by an arm's length broker. These valuations are based on option pricing models.

Recognition

The Company recognises financial assets and financial liabilities on the date it becomes party to the contractual agreement and recognises changes in the fair value of financial assets or financial liabilities from this date.

Investments are derecognised when the contractual right to receive cash flows from the investments have expired or have been transferred, and the Company has transferred substantially all of the risks and rewards of ownership.

Measurement

At initial recognition, the Company measures financial assets and financial liabilities at fair value. Transaction costs of financial assets carried at fair value through profit or loss are expensed in the statement of comprehensive income.

Gains and losses arising from changes in the fair value of the 'financial assets or financial liabilities at fair value through profit or loss' category are presented in the statement of comprehensive income within "net gains on equities/derivatives or "net (losses) on foreign currency forward contracts" in the period in which they arise.

Offsetting a financial asset and a financial liability

Financial assets and liabilities are offset and the net amount reported in the statement of financial position where there is a legally enforceable right to offset recognised amounts and there is an intention to settle on a net basis, or realise the asset and settle the liability simultaneously.

Brokerage and transaction costs on financial assets

Initial measurement (cost) on purchase of trading securities shall not include directly attributable transaction costs, such as fees and commissions paid to agents. Incremental transaction costs on purchases of financial assets at fair value through profit or loss are expensed immediately.

Operating segments

Operating segments are presented using a single operating segment. However AASB 8: *Operating Segments* requires certain entity-wide disclosures. Refer to Note 2 for further information.

Foreign currency transactions

Items included in the Company's financial statements are measured using the currency of the primary economic environment in which it operates (the "functional currency"). This is the Australian dollar, which reflects the currency of the country that the Company is regulated, capital is raised and dividends are paid in. The Australian dollar is also the Company's presentation currency.

Foreign currency transactions are translated into Australian dollars using the exchange rates prevailing at the dates of the transactions. Foreign exchange gains and losses resulting from the settlement of such transactions and from the translation at balance date exchange rates of monetary assets and liabilities denominated in foreign currencies are recognised in the statement of profit or loss and other comprehensive income.

Investment income

Interest income

Interest income from financial assets at amortised cost is recognised on a time proportionate basis using the effective interest rate method and includes interest from cash and cash equivalents. Interest from financial assets at fair value through profit or loss is determined based on the contractual coupon interest rate and may include interest from debts securities.

Platinum Asia Investments Limited
Notes to the Financial Statements
For the year ended 30 June 2019

Note 1 Summary of significant accounting policies (continued)

Dividend income

Dividend income is brought to account on the applicable ex-dividend date for equities and payment date for Participatory Notes.

Directors' entitlements

Liabilities for Directors' entitlements to fees are accrued at nominal amounts calculated on the basis of current fee rates. Contributions to Directors' superannuation plans are charged as an expense as the contributions are paid or become payable.

Income tax

The income tax expense or benefit for the year is the tax payable or receivable on that year's taxable income based on the applicable income tax rate adjusted by changes in deferred tax assets and liabilities attributable to temporary differences, unused tax losses and the adjustment recognised for prior periods, where applicable. Any foreign withholding tax on income, deducted at source or paid, will be included as part of the income tax expense.

Deferred tax assets are recognised for deductible temporary differences and unused tax losses only if it is probable that future taxable amounts will be available to utilise those temporary differences and losses.

The carrying amount of recognised and unrecognised deferred tax assets are reviewed each reporting date. Deferred tax assets recognised are reduced to the extent that it is no longer probable that future taxable profits will be available for the carrying amount to be recovered.

Deferred tax assets and liabilities are offset only where there is a legally enforceable right to offset current tax assets against current tax liabilities and deferred tax assets against deferred tax liabilities; and they relate to the same taxable authority on either the same taxable entity or different taxable entities which intend to settle simultaneously.

Goods and Services Tax ("GST")

Revenues, expenses and assets are recognised net of the amount of associated GST, unless the GST incurred is not recoverable from the tax authority. In this case it is recognised as part of the cost of the acquisition of the asset or as part of the expense.

Cash flows are presented on a gross basis. The GST components of cash flows arising from investing or financing activities which are recoverable from, or payable to the tax authority, are presented as operating cash flows. Commitments and contingencies are disclosed net of the amount of GST recoverable from, or payable to, the tax authority.

Receivables

Receivables include proceeds from the sale of financial assets, dividends, GST and interest receivables. All receivables are recognised when a right to receive payment is established. Receivables are generally received within 30 days of being recognised as a receivable.

Due from/due to brokers for unsettled trades

Amounts due from/due to brokers represent receivables for proceeds from the sale of financial assets (as disclosed in Note 6) and payables on purchase of financial assets/liabilities (as disclosed in Note 7) that have been traded, but not yet settled at reporting date. Proceeds from sale of financial assets are usually received between two and five days after trade date. Payables on purchase of financial assets/liabilities are usually paid between two and five days after trade date.

Platinum Asia Investments Limited
Notes to the Financial Statements
For the year ended 30 June 2019

Note 1 Summary of significant accounting policies (continued)

Cash and cash equivalents

For the purposes of the statement of cash flows, cash includes deposits at call with financial institutions, cash held in margin accounts and other short-term, highly liquid investments and term deposits with original maturities of three months or less that are readily convertible to known amounts of cash and which are subject to an insignificant risk of changes in value.

Margin accounts comprise cash held as collateral for derivative transactions.

Payments and receipts relating to the purchase and sale of financial assets are classified as "cash flows from operating activities" as realised and unrealised gains (and losses) on financial assets represent the Company's main source of operating income.

Trade and other payables

These amounts represent liabilities for services provided to the Company prior to the end of the financial year and which are unpaid. Due to their short-term nature, they are measured at amortised cost and are not discounted. The amounts are unsecured and are usually paid within 30 days of recognition.

Issued capital

Ordinary shares are classified as equity. Incremental costs directly attributable to the issue of new shares are shown in equity as a deduction, net of tax, from the proceeds.

Dividends

A provision is recognised if the Directors declare or determine to pay a dividend on or before balance date that has not been paid at balance date.

Expenses

All expenses, including management fee and performance fee (if any), are recognised in the statement of profit or loss and other comprehensive income on an accruals basis.

Dividend profit reserve

To the extent that any current year profits are not distributed, the Company's policy will be to set aside those undistributed profits to a separate dividend profit reserve, rather than offsetting those profits against retained earnings. This policy will ensure that any undistributed profits will not be netted against potential future losses and will remain available for payment of future franked dividends. For example, the Directors may decide not to distribute all of the available profits in a given year due to a lack of available franking credits and may reserve the undistributed profits for future dividends when more franking credits become available. The reserve is included when determining the overall equity of the Company for accounting purposes.

Basic and diluted earnings per share

Basic and diluted earnings per share are calculated by dividing the profit attributable to the owners of Platinum Asia Investments Limited, by the weighted average number of ordinary shares outstanding during the year or period.

Rounding of amounts

The Company is of a kind referred to in ASIC Corporations (*Rounding in Financial/Directors Reports*) Instrument 2016/191, issued by the Australian Securities and Investments Commission, relating to 'rounding-off'. Amounts in these financial statements have been rounded off in accordance with this Instrument to the nearest thousand dollars, or in certain cases, the nearest dollar.

Note 1 Summary of significant accounting policies (continued)

New accounting standards and interpretations adopted for the first time

The following Australian Accounting Standards have been adopted by the Company for the year ended 30 June 2019.

(a) Adoption of AASB 15: Revenue from contracts with customers and associated amendments

The main objective of this standard is to provide a single revenue recognition model based on the transfer of goods and services and the consideration expected to be received in return for that transfer. The standard is applicable for annual reporting periods beginning on or after 1 January 2018. The standard was applied by the Company for the year ended 30 June 2019.

The Company's main source of income is investment income, in the form of gains on equities and derivatives, foreign currency forward contracts and overseas bank accounts, as well as interest and dividend income. All of these income types are outside the scope of the standard.

The application of the standard did not result in a material change in revenue recognition for the Company.

(b) Adoption of AASB 9: Financial Instruments ("AASB 9")

AASB 9 addresses the classification, measurement and derecognition of financial assets and financial liabilities. It also introduced revised rules around hedge accounting and impairment. The standard was applicable for the year ended 30 June 2019.

AASB 9 replaced the classification and measurement model in AASB 139: *Financial Instruments: Recognition and Measurement* with a new model that classifies financial instruments based on the business model within which the financial instruments are managed, and whether the contractual cash flows under the instrument solely represent the payment of principal and interest.

AASB 9 has been applied by the Company for the year ended 30 June 2019 and did not result in a change to the classification or measurement of financial instruments, given no debt instruments are held by the Company, which could result in a reclassification of the financial instruments to amortised cost or fair value through other comprehensive income ("FVOCI"). The derecognition rules have not been changed from previous requirements and the Company does not apply hedge accounting.

For further details on how the fair values of financial instruments are determined, please refer to the accounting policy in relation to "financial assets/liabilities at fair value through profit or loss".

There are no other standards that are effective for the first time in current year that are expected to have a material impact on the Company in the current or future reporting periods and on foreseeable future transactions.

New Standards, Amendments and Interpretations effective after 1 January 2019 that have not been early adopted.

Australian Accounting Standards and Interpretations that are of relevance to the Company but are not mandatory and have not been early adopted for the annual reporting period ended 30 June 2019, and the Company's assessment of the impact of the issued or amended Accounting Standard and Interpretation, most relevant to the Company, is set out below:

AASB 16: Leases (effective from 1 January 2019)

AASB 16 will affect primarily the accounting by lessees and will result in the recognition of almost all leases on balance sheet. Management does not expect the adoption of this standard to have any impact on the accounting policies or amounts recognised in the financial statements, as the Company does not hold any leases.

Platinum Asia Investments Limited
Notes to the Financial Statements
For the year ended 30 June 2019

Note 2. Operating segments

Identification of reportable operating segments

The Company is organised into one main operating segment with the key function of the investment of funds in the Asian Region ex Japan. AASB 8: *Operating Segments* requires disclosure of revenue by investment type and geographic location, which is outlined below:

(a) Investment income by investment type

	2019	2018
	\$'000	\$'000
Equity securities	8,813	78,662
Derivatives	(1,120)	1,580
Foreign currency forward contracts	(3,703)	(923)
Bank accounts	2,294	565
Total	6,284	79,884

(b) Investment income by geographic location

China	10,045	7,153
China ex PRC [^]	(7,875)	57,682
Hong Kong	1,721	10,449
Taiwan	75	444
Greater China total	3,966	75,728
India	(1,584)	(2,003)
Indonesia	(355)	2,590
South Korea	(14)	1,429
Malaysia	(298)	34
Philippines	2,848	1,659
Singapore	(5)	132
Thailand	2,405	1,645
Australia	142	26
Vietnam	151	1,635
North America	2,731	(2,068)
Unallocated investment income – Net (losses) on foreign currency forward contracts	(3,703)	(923)
Total	6,284	79,884

[^]China ex PRC refers to Chinese equity securities listed outside mainland China.

Please refer to Note 16 for a breakdown of the geographic (physical) and currency exposure of the Company's underlying investments.

Platinum Asia Investments Limited
Notes to the Financial Statements
For the year ended 30 June 2019

Note 3. Income tax

<i>(a) Income tax benefit/(expense)</i>	2019	2018
	\$'000	\$'000
The income tax benefit/(expense) attributable to the operating (loss)/profit comprises:		
Current income tax provision	(5,712)	(22,418)
Movement in deferred tax liability	6,321	1,468
Withholding tax on foreign dividends	(489)	(516)
(Under) provision of previous period tax	(10)	-
	<u>110</u>	<u>(21,466)</u>

The income tax benefit/(expense) attributable to the financial year differs from the prima facie amount payable on the operating (loss)/profit. The difference is reconciled as follows:

(Loss)/profit before income tax benefit/(expense)	(268)	72,944
Prima facie income tax at a tax rate of 30%	80	(21,883)
Reduce tax payable:		
Tax impact of foreign tax credits	40	417
(Under) provision of previous period tax	(10)	-
	<u>110</u>	<u>(21,466)</u>

(b) Income tax receivable/(payable)

The income tax receivable/(payable) as disclosed in the statement of financial position is comprised of:

	2019	2018
	\$'000	\$'000
Current income tax provision (before foreign tax credits)	(6,274)	(23,554)
Foreign tax credits utilised	562	1,136
Current income tax provision	(5,712)	(22,418)
Income tax instalments paid	8,333	19,619
Income tax receivable/(payable)	<u>2,621</u>	<u>(2,799)</u>

(c) Deferred tax liability

In line with its existing accounting policy, the Company has exercised judgement in determining the extent of recognition of its deferred tax balance.

The deferred tax liability figure in the statement of financial position is comprised of:

Deferred tax liability on unrealised gains on investments	(2,804)	(9,175)
Deferred tax liability on dividends accrued	(292)	(619)
Deferred tax asset on expense accruals	39	45
Deferred tax asset on costs associated with the Initial Public Offer	371	742
Deferred tax liability	<u>(2,686)</u>	<u>(9,007)</u>

At 30 June 2019, the Company is in a net deferred tax liability position and this is predominantly because the Company has net unrealised gains on investments of \$9,347,000 (2018: \$30,585,000). The tax impact of these unrealised gains is \$2,804,000 (2018: \$9,175,000).

The realised tax balance will depend on the actual gains or losses generated as and when the investments are sold.

Platinum Asia Investments Limited
Notes to the Financial Statements
For the year ended 30 June 2019

Note 4. Financial assets at fair value through profit or loss

	2019	2018
	\$'000	\$'000
Equity securities	325,964	372,784
Derivatives	56	87
Foreign currency forward contracts	234	-
	<u>326,254</u>	<u>372,871</u>

Note 5. Financial liabilities at fair value through profit or loss

Derivatives	212	- [^]
Foreign currency forward contracts	1,490	-
	<u>1,702</u>	<u>-</u>

[^]For the prior year, derivatives were \$32 and rounded down to nil.

Refer to Note 17 for further information on the fair value measurement of these financial assets and financial liabilities.

Note 6. Receivables

	2019	2018
	\$'000	\$'000
Dividends receivable	974	2,064
Margin account receivable	659	-
Proceeds on sale of financial assets	342	54
Interest receivable	86	4
Goods and Services Tax receivable	42	48
Prepayments	62	59
Other	1	1
	<u>2,166</u>	<u>2,230</u>

Dividends are usually received within approximately 30 days of the ex-dividend date.

Note 7. Trade and other payables

Trade creditors (unsecured)	558	607
Payables on purchase of financial assets	2,858	32
PAYG tax payable	3	3
Unclaimed dividends payable	93	340
	<u>3,512</u>	<u>982</u>

Trade creditors are payable between 14 and 30 days after receipt of the invoice. These payables are non-interest bearing. Information relating to the Company's exposure of payables to liquidity risk is shown in Note 16.

Note 8. Retained earnings

Retained losses at the beginning of the year	(9,049)	(9,049)
Operating (loss)/profit after income tax benefit/(expense) for the year	(158)	51,478
Transfer of operating profit after income tax for the year to the dividend profit reserve	-	(51,478)
Retained (losses) at the end of the financial year	<u>(9,207)</u>	<u>(9,049)</u>

Platinum Asia Investments Limited
Notes to the Financial Statements
For the year ended 30 June 2019

Note 9. Reserves

Summary of Reserve Balances

	2019	2018
	\$'000	\$'000
Capital reserve	7,934	7,934
Dividend profit reserve	43,839	72,670
	<u>51,773</u>	<u>80,604</u>

(a) Capital reserve

A total of 226,697,672 options that were issued under the 2015 IPO expired on 15 May 2017 and the total fair value of unexercised options, which was \$7,934,419, was transferred to a separate capital reserve. The option fair value reserve entry was the number of unexercised options, which was 226,697,672 multiplied by 3.5 cents per option, which equals the amount that was transferred to the capital reserve.

(b) Dividend profit reserve

The Company may set aside some or all of its undistributed profits to a separate dividend profit reserve, to facilitate the payment of future franked dividends, rather than maintaining these profits within retained earnings. Operating losses are not transferred to the dividend profit reserve. The balance of this reserve is as follows.

	2019	2018
	\$'000	\$'000
Opening balance 1 July 2018 (2017)	72,670	39,151
Profit after income tax for the year ended 30 June 2019 (2018)	-	51,478
Dividends paid (see Note 10)	(28,831)	(17,959)
Closing Balance	<u>43,839</u>	<u>72,670</u>

Subsequent to 30 June 2019, the 2019 fully-franked final dividend of 2 cents per share was declared out of this reserve. The balance in the dividend profit reserve after the declaration of the 2019 final dividend is \$36,593,000 (10.10 cents per share, based on the current shares on issue).

Note 10. Dividends

Dividends paid

Dividends paid during the financial year were as follows:

	2019	2018
	\$'000	\$'000
Final dividend paid for the 2018 financial year (6 cents per ordinary share)	21,600	-
Interim dividend paid for the 2019 financial year (2 cents per ordinary share)	7,231	-
Final dividend paid for the 2017 financial year (1 cent per ordinary share)	-	3,590
Interim dividend paid for the 2018 financial year (4 cents per ordinary share)	-	14,369
	<u>28,831</u>	<u>17,959</u>

The “dividends paid - net of dividend reinvestment plan” figure shown in the statement of cash flows is determined as follows:

Gross dividends (paid) (from above)	(28,831)	(17,959)
(Decrease)/increase in unclaimed dividends payable (Note 7)	(247)	340
Dividend reinvestment plan allotment (Note 11)	2,136	1,068
Dividends paid - net of dividend re-investment plan	<u>(26,942)</u>	<u>(16,551)</u>

Platinum Asia Investments Limited
Notes to the Financial Statements
For the year ended 30 June 2019

Note 10. Dividends (continued)

Franking credits

	2019	2018
	\$'000	\$'000
Franking credits available at the balance date based at a tax rate of 30%	10,708	11,923
Franking (debits)/credits that will arise from the tax (receivable)/payable at balance date based on a tax rate of 30%	(2,621)	2,799
	<u>8,087</u>	<u>14,722</u>

Dividends not recognised at year-end

On 27 August 2019, the Directors declared the payment of the 2019 fully-franked final dividend of 2 cents per fully paid ordinary share. The aggregate amount of the dividend expected to be paid on 23 September 2019, but not recognised as a liability at year-end, is \$7,246,000. The available franking credits balance after providing for the 2019 final dividend would enable the payment of a franked dividend of up to 3.21 cents per share.

Note 11. Issued capital	2019	2019	2018	2018
	Shares	\$'000	Shares	\$'000
Ordinary shares - fully paid	362,297,596	350,756	360,003,594	348,121

Movements in ordinary share capital

Details	Date/Month	Shares	\$'000
Balance	30 June 2017	359,041,623	346,942
Dividend reinvestment plan (a)	13 September 2017	172,549	176
Dividend reinvestment plan (a)	19 March 2018	702,189	892
Reinvestment of unclaimed dividends (b)	20 March 2018	87,233	111
Balance	30 June 2018	<u>360,003,594</u>	<u>348,121</u>
Dividend reinvestment plan (a)	17 September 2018	1,329,880	1,569
Reinvestment of unclaimed dividends (b)	26 September 2018	224,850	262
Dividend reinvestment plan (a)	25 March 2019	525,995	567
Reinvestment of unclaimed dividends (b)	27 March 2019	213,277	237
Balance	30 June 2019	<u>362,297,596</u>	<u>350,756</u>

(a) Shares were issued under the dividend reinvestment plan at a 2.5% discount to the volume-weighted price of the Company's shares traded on the Australian Securities Exchange (ASX), over the five business days subsequent to the date on which the Company shares ceased to trade cum-dividend.

(b) Dividends that remain unclaimed after 6 months from payment date are automatically reinvested into additional shares in the Company.

Ordinary shares

Ordinary shares entitle the holder to participate in dividends and the proceeds on the winding up of the Company in proportion to the number of and amounts paid on the shares held. The fully paid ordinary shares have no par value and the Company does not have a limited amount of authorised capital.

On a show of hands every member present at a meeting in person or by proxy shall have one vote and upon a poll each share shall have one vote.

Rights issue or share buy-back

There is no current rights issue or share buy-back in place.

Platinum Asia Investments Limited
Notes to the Financial Statements
For the year ended 30 June 2019

Note 12. Earnings per share

	2019	2018
	\$'000	\$'000
(Loss)/profit after income tax attributable to the owners of Platinum Asia Investments Limited	(158)	51,478
	Number	Number
Weighted average number of ordinary shares used in calculating basic and diluted earnings per share	361,415,498	359,403,643
Basic earnings per share (cents)	(0.04)	14.32
Diluted earnings per share (cents)	(0.04)	14.32

There have been no conversions to, calls of, or subscriptions for ordinary shares during the current or previous period other than those issued under the dividend reinvestment plan and reinvestment of unclaimed dividends. Therefore, diluted earnings per share equals basic earnings per share.

Note 13. Notes to the statement of cash flows

(a) Components of cash and cash equivalents

	2019	2018
	\$'000	\$'000
Cash at bank*	116	352
Cash on deposit held within the portfolio**	70,065 [^]	57,011
	<u>70,181</u>	<u>57,363</u>

* includes \$93,000 held in respect of unclaimed dividends on behalf of shareholders.

** The largest cash exposure was the US dollar, which was A\$62,725,000 (90% of the total cash on deposit held within the portfolio). For the prior year, the largest cash exposure was the Hong Kong dollar, which was A\$43,711,000 (77% of the total cash on deposit held within the portfolio).

[^]Includes \$8,713,000 on deposit to 'cash cover' derivative contracts' deposits and margin calls. These amounts are held by the relevant derivative exchanges and counterparties as security. If losses are realised, the cash balances are set off against those losses. If profits are realised on the close out of derivative contracts, the money is returned to the Company. The Company maintains bank accounts to enable the settlement of purchases and sales of investments and to conduct other normal banking transactions. These accounts are at call and bear floating interest rates in the range of 0.0% to 1.7% (2018: 0.15% to 0.35%).

(b) Reconciliation of profit after income tax to net cash from operating activities

	2019	2018
	\$'000	\$'000
(Loss)/profit after income tax for the year	(158)	51,478
Adjustments for non-operating and non-cash items:		
Foreign exchange gains	(1,363)	(1,237)
Decrease/(Increase) in investment securities and foreign currency forward contracts	48,319	(20,911)
Change in operating assets and liabilities:		
(Increase) in margin account receivable	(659)	-
(Increase) in settlements receivable	(288)	(14)
(Increase)/decrease in interest receivable	(82)	7
Decrease/(increase) in dividends receivable	1,090	(185)
Decrease/(increase) in Goods and Services Tax receivable	6	(4)
(Increase) in prepayments	(3)	(59)
(Increase)/decrease in income tax receivable	(2,621)	2,510
Increase/(decrease) in settlements payable	2,826	(672)
(Decrease)/increase in trade and other payables	(49)	39
(Decrease)/increase in income tax payable	(2,799)	2,799
Decrease in deferred tax asset	377	369
(Decrease) in deferred tax liability	(6,698)	(1,837)
Net cash from operating activities	<u>37,898</u>	<u>32,283</u>

Platinum Asia Investments Limited
Notes to the Financial Statements
For the year ended 30 June 2019

Note 14. Statement of Net Tangible Asset Backing (NTA)

	2019	2018
	\$'000	\$'000
Reconciling Net Tangible Asset Backing (post-tax) in accordance with Australian Accounting Standards to that reported to the ASX		
Post-tax Net Tangible Asset Backing per statement of financial position	393,322	419,676
Realisation costs and accruals*	(816)	(909)
Deferred income tax asset on realisation costs	245	272
Deferred income tax liability and income tax receivable not recognised in Net Tangible Asset backing **	(177)	-
Post-tax Net Tangible Asset Backing as reported to the ASX	392,574	419,039

Post-tax Net Tangible Asset Backing at 30 June 2019 was \$1.0836 per share (2018: \$1.1640).

* The difference between the ASX and financial accounts reporting is mainly caused by the ASX requirement that realisation costs need to be deducted for ASX reporting of NTA.

**At 30 June 2019, the post-tax NTA reported to the ASX was calculated on a full liquidation basis, therefore any deferred tax asset in excess of the liquidation tax provision and income tax receivable were not recognised.

Note 15. Investment Portfolio

All investments below are ordinary shares, unless stated otherwise.

	Quantity	2019
		\$'000
China		
BTG Hotels	194,933	727
BTG Hotels - Participatory Notes	649,806	2,426
Ping An Insurance - Participatory Notes	232,955	4,284
		7,437
China ex PRC		
58.COM - American Depository Receipt	55,874	4,949
Alibaba - American Depository Receipt	76,655	18,504
Anta Sports	790,779	7,737
Autohome - American Depository Receipt	82,066	10,010
China Everbright International	1,958,194	2,575
China International Capital	672,960	1,934
China Jinmao	4,470,424	3,873
China Literature	452,795	3,039
China Overseas Land & Investment	1,152,220	6,052
Country Garden Services	281,032	926
CStone Pharmaceuticals	853,252	1,793
Geely Automobile	2,519,000	6,137
Innovent Biologics	265,732	1,277
Kingsoft	10,264	32
Meituan-Dianping	927,533	11,587
Microport Scientific	2,682,563	2,837
MMG	6,109,153	3,041
Momo - American Depository Receipt	85,732	4,372
Ping An Insurance	599,619	10,257
Sunny Optical Technology	124,600	1,834
Tencent	272,100	17,497
Yum China	58,612	3,858
Zhuzhou CRRC Times Electric	112,588	845
		124,966

Platinum Asia Investments Limited
Notes to the Financial Statements
For the year ended 30 June 2019

Note 15. Investment Portfolio (continued)

	Quantity	2019 \$'000
Hong Kong		
AIA	965,610	14,836
ASM Pacific Technology	445,118	6,494
Hang Seng – Short index future July 19	(68)	(212)
HK Exchanges & Clearing	78,622	3,955
Melco Resorts & Entertainment - American Depository Receipt	253,643	7,848
New World Development	1,726,243	3,847
Sino Land	697,151	1,666
Sun Hung Kai Properties	399,483	9,653
Wheelock and Company	311,825	3,185
		51,272
India		
Axis Bank	659,234	11,001
Bharti Airtel	1,383,311	9,897
Care Ratings	79,600	1,549
CRISIL	45,397	1,394
Gujarat Pipavav Port	472,615	857
Gujarat State Petronet	870,622	3,526
ICICI Bank	770,904	6,954
ICRA	11,257	738
IDFC First Bank	2,180,401	1,946
IDFC	2,520,118	1,805
IRB Infrastructure	832,981	1,649
IRB InvIT	1,550,000	2,089
Shriram Transport Finance	272,808	6,083
Sobha	3,030	34
Tata Consultancy - Short index future July 19	(351)	56
		49,578
South Korea		
Kangwon Land	43,964	1,641
KB Financial	56,648	3,204
LG	39,280	3,726
Naver	35,183	4,948
Samsung Electronics	298,419	16,704
SK Hynix	57,490	4,929
		35,152
Malaysia		
Genting Bhd	779,342	1,819
		1,819
Philippines		
Ayala	116,308	2,888
Ayala Land	3,718,299	5,246
SM Investments	92,000	2,476
		10,610

Platinum Asia Investments Limited
Notes to the Financial Statements
For the year ended 30 June 2019

Note 15. Investment Portfolio (continued)

	Quantity	2019 \$'000
Taiwan		
Taiwan Semiconductor	1,409,340	15,485
		<u>15,485</u>
Thailand		
Kasikornbank - Foreign	1,192,150	10,490
Kasikornbank - Non-Voting Depository Receipt	122,600	1,070
Land and Houses - Foreign	8,505,108	4,384
Land and Houses - Non-Voting Depository Receipt	1	-
		<u>15,944</u>
Vietnam		
FPT	737,000	2,050
Tech Comm Bank	97,410	121
Vietnam Enterprise Investments	1,201,322	9,475
		<u>11,646</u>
North America		
Cellular Biomedicine (Chinese company listed in the U.S.)	80,629	1,899
		<u>1,899</u>
Total equities and derivatives (Note 4 and Note 5)*		<u>325,808</u>

*From Note 4 (financial assets), the total of equity securities was \$325,964,000 and the total of derivatives was \$56,000 and from Note 5 (financial liabilities) was \$212,000. This results in a total of \$325,808,000.

Add:

Proceeds on sale of financial assets (Note 6)	342
Payables on purchase of financial assets (Note 7)	(2,858)
Dividends receivable (Note 6)	974
Cash on deposit held within the portfolio (Note 13)	70,065
Margin account receivable (Note 6)	659
Foreign currency forward contracts (Note 4 and Note 5)	(1,256)
Total investment Portfolio (reconciles to Note 16 foreign exchange risk on page 36)	<u>393,734</u>

During the year, the number of transactions was 2,612 and the total brokerage paid was \$2,356,000 (\$907,000 on purchases and \$1,449,000 on sales).

Platinum Asia Investments Limited
Notes to the Financial Statements
For the year ended 30 June 2019

Note 16. Financial risk management

Financial risk management objectives

The Company's primary risks are related to the investment activities undertaken on its behalf by Platinum Investment Management Limited. The risks that the Company is exposed to include: market risk (including foreign exchange, interest rate and price risk), credit risk and liquidity risk.

The Investment Manager, Platinum Investment Management Limited's investment style:

- (i) adopts a bottom-up stock selection methodology, through which long-term capital growth is sought by investing in undervalued securities across the Asian Region ex Japan;
- (ii) seeks absolute returns and not returns relative to any index;
- (iii) invests excess funds in cash when undervalued stocks cannot be found; and
- (iv) actively manages currency.

The Company may use financial derivative instruments (both Over-the-Counter (OTC) derivatives and exchange traded derivatives) for risk management purposes and to take opportunities to increase returns, including, for example:

- to gain access to markets not readily available to foreign investors;
- to create a short position in a company;
- to build a position in a company as a short-term strategy to be reversed when physical positions are purchased; and
- to aid in the management of the Company's cash flows (e.g. some stock markets require pre-funding of stock purchases that may be avoided through the use of derivatives).

The Company's underlying value of derivatives positions may not exceed 100% of the Company's Net Asset Value (NAV). The underlying value of long stocks and long derivative positions may not exceed 150% of the Company's NAV. Where options are employed, the underlying value will be the delta-adjusted exposure. The Company may employ leverage through derivatives up to 150% of its NAV. The Company's exposures against these limits are regularly monitored by the Investment Manager. In addition, quarterly exposure reports are provided to the Audit, Risk and Compliance Committee. Theoretically, it is possible that the Company could lose its entire NAV from losses on its derivatives positions. As ordinary shares of the Company are fully paid, a shareholder's exposure to any such losses would not exceed the value of their shareholding. Furthermore, in practice, the Company's net effective equity exposure will rarely exceed 100% of its NAV. The Company's net effective equity exposure at 30 June 2019 was 77.3% (30 June 2018: 83.1%).

The table below summarises the Company's physical exposure at fair value and its long and short derivatives effective exposures:

	Physical	Long Derivatives Contracts	Short Derivatives Contracts	Net Exposure
2019	\$'000	\$'000	\$'000	\$'000
China	7,437	-	-	7,437
China ex PRC [^]	124,966	-	-	124,996
Hong Kong	51,484	-	(17,675)	33,809
Taiwan	15,485	-	-	15,485
Greater China sub-total	199,372	-	(17,675)	181,697
India	49,522	-	(4,060)	45,462
Thailand	15,944	-	-	15,944
South Korea	35,152	-	-	35,152
Malaysia	1,819	-	-	1,819
Philippines	10,610	-	-	10,610
Vietnam	11,646	-	-	11,646
North America	1,899	-	-	1,899
	325,964	-	(21,735)	304,229

[^]China ex PRC refers to Chinese investments listed outside mainland China.

The first column represents the location of the Company's investments. The Investments shown in the first column (totalling \$325,964,000) reconciles to the fair value of equity securities disclosed in Note 4.

Platinum Asia Investments Limited
Notes to the Financial Statements
For the year ended 30 June 2019

Note 16. Financial risk management (continued)

	Physical \$'000	Long Derivatives Contracts \$'000	Short Derivatives Contracts \$'000	Net Exposure \$'000
2018				
China	31,643	-	-	31,643
China ex PRC [^]	171,798	-	-	171,798
Hong Kong	27,011	-	-	27,011
Taiwan	5,812	-	-	5,812
Greater China sub-total	236,264	-	-	236,264
India	54,233	-	(13,899)	40,334
Indonesia	2,618	-	-	2,618
Thailand	18,811	-	-	18,811
South Korea	46,359	-	-	46,359
Malaysia	2,239	-	-	2,239
Philippines	8,184	-	-	8,184
Singapore	3,004	-	-	3,004
Vietnam	1,072	-	-	1,072
	372,784	-	(13,899)	358,885

[^]China ex PRC refers to Chinese investments listed outside mainland China.

The "Long/Short Derivative Contracts" columns include the effective exposure of long/short equity swaps and futures. The "Net Exposure" column represents an approximation of the investment portfolio's exposure to movements in markets. This is calculated by making an adjustment to the "Physical" position, by adding any long (bought) derivative positions in shares or share index futures and subtracting the amount of any short (sold) derivative positions in shares or share index futures.

For example, if 5% of the portfolio was invested in India, but there was a 2% short position in Indian futures, then the net exposure column would show 3%. Conceivably, the figure could show a negative exposure, which would indicate that the portfolio was net short the Indian market. All securities, including equity swaps and derivatives, present a risk of loss of capital. For equity securities, this loss is limited to the fair value disclosed in the statement of financial position.

Market risk

Foreign exchange risk

Foreign exchange risk is the risk the fair values or future cash flows of a financial instrument will fluctuate due to changes in foreign exchange rates. The Company operates in the Asian Region ex Japan and is exposed to foreign exchange risk arising from buying, selling and holding investments denominated in foreign currency. Platinum Investment Management Limited selects stocks based on value regardless of geographic location. The Company undertakes a significant number of its transactions denominated in foreign currencies and is exposed to foreign currency risk through foreign exchange rate fluctuations.

Currency management is an integral part of the management of currency risk. Platinum Investment Management Limited may position the Company's portfolio in what it believes will be a stronger performing currency(ies).

The Company's main exposure was the US Dollar at 51.2% (30 June 2018: 20.0%), with an additional 33.4% (30 June 2018: 43.3%) in the Hong Kong Dollar, 13.1% (30 June 2018: 9.3%) in the Indian Rupee, 8.9% (30 June 2018: 10.7%) in the Korean Won and 4.1% (30 June 2018: 1.4%) in the Taiwan Dollar.

Platinum Investment Management Limited may use foreign currency forward contracts, currency swaps, non-deliverable forwards and currency options, as well as spot foreign exchange trades to position the portfolio in the desired currencies.

Platinum Asia Investments Limited
Notes to the Financial Statements
For the year ended 30 June 2019

Note 16. Financial risk management (continued)

Where there have been major currency movements or where currencies are perceived to be over or undervalued, Platinum Investment Management Limited may look for investments whose operating environment has been distorted by the lower currency as part of the search for undervalued stocks. There may be opportunities to invest in stocks impacted by a lower currency.

The tables below and on the following page summarise the Company's investment exposure at fair value to foreign exchange risk. The total "Physical" and "Net Exposure" reconciles to the total investment portfolio in Note 15.

	Physical	Bought	Sold	Net
2019	\$'000	\$'000	\$'000	Exposure
				\$'000
Chinese Yuan	7,442	-	(40,312)	(32,870)
Hong Kong Dollar*	131,355	-	-	131,355
Taiwan Dollar	16,003	-	-	16,003
United States Dollar**	112,912	88,640	-	201,552
Indian Rupee	51,559	-	-	51,559
Thai Baht	16,352	-	(20,014)	(3,662)
Korean Won	35,152	-	-	35,152
Malaysian Ringgit	1,835	-	-	1,835
Philippines Peso	10,610	-	(29,570)	(18,960)
Vietnam Dong	11,646	-	-	11,646
Australian Dollar	(1,132)	1,256	-	124
	393,734	89,896	(89,896)	393,734

	Physical	Bought	Sold	Exposure
2018	\$'000	\$'000	\$'000	\$'000
Chinese Yuan	31,643	-	-	31,643
Hong Kong Dollar*	187,056	-	-	187,056
Taiwan Dollar	6,027	-	-	6,027
United States Dollar**	72,330	-	-	72,330
Indian Rupee	54,320	-	-	54,320
Indonesian Rupiah	2,618	-	-	2,618
Thai Baht	19,226	-	-	19,226
Korean Won	46,359	-	-	46,359
Malaysian Ringgit	2,255	-	-	2,255
Philippines Peso	8,184	-	-	8,184
Vietnam Dong	1,072	-	-	1,072
Australian Dollar	878	-	-	878
	431,968	-	-	431,968

* is predominantly comprised of Chinese companies listed on the Hong Kong Stock Exchange. The underlying geographic exposure of most of the investments denominated in the Hong Kong Dollar is China and this is evident from the high physical and net exposure to "China ex PRC".

**The high physical exposure to the United States Dollar is predominantly comprised of Chinese companies listed in the United States, via American Depository Receipts.

Foreign exchange risk sensitivity analysis

The table on the following page summarises the sensitivities of the Company's profit to foreign exchange risk. The analysis is based on the assumption that the Australian Dollar strengthened by 10% against the United States Dollar and Hong Kong Dollar (shown in the +10% column) and weakened by 10% against the United States Dollar and Hong Kong Dollar (shown in the -10% column). These two currencies are the two most material foreign currencies to which the Company was exposed at 30 June 2019.

Platinum Asia Investments Limited
Notes to the Financial Statements
For the year ended 30 June 2019

Note 16. Financial risk management (continued)

A sensitivity of 10% has been selected as this is considered reasonably possible given current exchange rates and the volatility observed both on a historic basis and after factoring in possible future movements. The sensitivity has been undertaken on a combined basis for both monetary assets and liabilities and financial assets and liabilities measured at fair value through profit or loss, as the Company believes this accurately portrays the Company's exposure to foreign exchange risk.

2019	% change	AUD strengthened Effect on profit before tax \$'000	% change	AUD weakened Effect on profit before tax \$'000
United States Dollar	10%	(18,504)	(10%)	22,617
Hong Kong Dollar	10%	(12,168)	(10%)	14,872
Other currencies	10%	(5,108)	(10%)	6,243
		<u>(35,780)</u>		<u>43,732</u>
2018	% change	AUD strengthened Effect on profit before tax \$'000	% change	AUD weakened Effect on profit before tax \$'000
United States Dollar	10%	(6,575)	(10%)	8,036
Hong Kong Dollar	10%	(17,011)	(10%)	20,791
Other currencies	10%	(13,061)	(10%)	15,964
		<u>(36,647)</u>		<u>44,791</u>

The weakening of the AUD will increase the operating profit. A strengthening of the AUD will decrease the operating profit.

The sensitivity analysis shows that the Company is affected by exchange rate movements (other things being equal).

Interest Rate Risk

Interest rate risk is the possibility that the fair value or future cash flows of a financial instrument will fluctuate due to changes in market interest rates.

The majority of the Company's financial assets and liabilities are non-interest bearing as the Company has a policy of not borrowing, other than for settlement of trades.

However, other cash holdings are directly affected by interest rate movements, but at balance date, interest rates on these cash accounts are very low and range from 0.0% to 1.7% (2018: 0.15% to 0.35%). Therefore, there is minimal direct exposure to interest rate risk on these cash holdings.

Interest rate risk indirectly affects the Company as interest rate movements may affect forward points used in determining gains or losses on foreign currency forward contracts.

At 30 June 2019, if interest rates had changed by +/- 100 basis points with all other variables held constant, the direct impact on interest income would not have been significant for the Company.

Platinum Asia Investments Limited
Notes to the Financial Statements
For the year ended 30 June 2019

Note 16. Financial risk management (continued)

Price risk

Market prices fluctuate due to a range of factors specific to the individual investments, or factors affecting the market in general. Platinum Investment Management Limited's stock selection process is core to the management of price risk. The Investment Manager adopts a thematic stock selection approach and is an "active manager". Platinum Investment Management Limited seeks a broad range of Asian Region ex Japan investments whose businesses and growth prospects, it believes, are being undervalued by the market. Accordingly, holdings in the Company may vary considerably from the make-up of the MSCI Asia ex Japan index on the basis that the Investment Manager remains Index agnostic.

As an additional risk management tool, the Company may enter into short equity swaps and futures to protect against market movements. During the last quarter of the June 2019 financial year, the Investment Manager initiated a short position on the Hong Kong equity market index.

Price risk sensitivity analysis

Price risk exposure arises from the Company's investment portfolio, which comprises investments in securities and derivatives. At 30 June 2019, the markets that the Company had the biggest investment exposure to are the Chinese and Hong Kong markets. The effect on profit due to a possible change in market prices, as represented by a +/-10% movement in these markets with all other variables held constant, is illustrated in the table below:

2019	Increase % change	Effect on profit before tax \$'000	Decrease % change	Effect on profit before tax \$'000
Greater China	10%	13,205	(10%)	(13,205)
Hong Kong	10%	5,148	(10%)	(5,148)
All other markets	10%	14,206	(10%)	(14,206)
		<u>32,559</u>		<u>(32,559)</u>
2018	Increase % change	Effect on profit before tax \$'000	Decrease % change	Effect on profit before tax \$'000
Greater China	10%	20,344	(10%)	(20,344)
Hong Kong	10%	2,701	(10%)	(2,701)
All other markets	10%	14,928	(10%)	(14,928)
		<u>37,973</u>		<u>(37,973)</u>

An increase in the above markets may increase the operating profit. A decrease in the above indices may reduce the operating profit.

A sensitivity of 10% has been selected, as this is considered reasonably possible. The markets specified are a reference point only. Actual movements in stocks held in the portfolio may vary significantly to movements in the respective markets.

Credit risk

Credit risk relates to the risk of a counterparty defaulting on a financial obligation resulting in a loss to the Company. (typically "non-equity" financial instruments or cash holdings).

The exposure to credit risk for cash and cash equivalents, futures, equity swaps, and foreign currency forward contracts is any unrealised profit, margins and collateral paid on the positions (the money the Company would lose if the counterparty defaulted) at reporting date. The table below shows the Company's counterparty credit risk exposure by credit rating:

Ratings	2019 \$'000	2018 \$'000
A	-	56,337
A-	8,692	16,273
AA-	65,547	-
BBB+	3,553	16,134
Total	<u>77,792</u>	<u>88,744</u>

Ratings agencies consider any rating of BBB+ or higher to be investment grade.

Platinum Asia Investments Limited
Notes to the Financial Statements
For the year ended 30 June 2019

Note 16. Financial risk management (continued)

Platinum Investment Management Limited regularly monitors the Company's credit risk exposure to counterparties and seeks to manage the risk by spreading exposure over a number of counterparties entered into standard ISDA (International Swaps and Derivatives Association) master agreements and net settlement contracts on behalf of the Company, employing two-way margining of unrealised profits and losses and by controlling the duration of contracts to be short-term. Transactions in listed securities and investments are entered into with approved brokers. Payment is only made once a broker has received securities and delivery of securities sold only occurs once the broker receives payment.

Liquidity risk

Liquidity risk is the risk the Company will encounter difficulty in meeting obligations associated with financial liabilities. This includes the risk that the Company:

- (i) will not have sufficient funds to settle a transaction on the due date; and
- (ii) will be forced to sell financial assets at a value which is less than they are worth.

Remaining contractual maturities

The table below details the Company's remaining contractual maturity for its financial and non-financial liabilities. The table has been drawn up based on the undiscounted cash flows of financial and non-financial liabilities based on the earliest date on which the financial and non-financial liabilities were required to be paid.

2019	Within 3 months	Between 3 and 12 months	Total
	\$'000	\$'000	\$'000
Non-financial			
Payables (Note 7)	3,478	34	3,512
Total non-financial	<u>3,478</u>	<u>34</u>	<u>3,512</u>
Financial			
Derivative contractual outflows	212	-	212
Foreign currency forward contractual outflows	1,490	-	1,490
Total financial	<u>1,702</u>	<u>-</u>	<u>1,702</u>
2018	Within 3 months	Between 3 and 12 months	Total
	\$'000	\$'000	\$'000
Non-financial			
Payables (Note 7)	952	30	982
Total non-financial	<u>952</u>	<u>30</u>	<u>982</u>
Financial			
Derivative contractual outflows (Note 5)	-	-	-
Foreign currency forward contractual outflows (Note 5)	-	-	-
Total financial	<u>-</u>	<u>-</u>	<u>-</u>

^ Derivatives were \$32 at 30 June 2018 and rounded down to nil.

The Company has sufficient funds to meet these liabilities as the value of net assets realisable in one year or less, excluding brokerage costs, is \$396,834,000 (2018: \$420,658,000). Assets that are realisable in one year or less include equities, derivatives, cash and cash equivalents.

Platinum Asia Investments Limited
Notes to the Financial Statements
For the year ended 30 June 2019

Note 16. Financial risk management (continued)

All securities, including equity swaps and derivatives, present a risk of loss of capital. For equity securities, this loss is limited to the fair value disclosed in the statement of financial position. The risk management guidelines adopted are designed to minimise liquidity risk through:

- (i) ensuring that there is no significant exposure to illiquid or thinly traded financial instruments; and
- (ii) applying limits to ensure there is no concentration of liquidity risk to a particular counterparty or market.

Platinum Investment Management Limited prepares daily cash forecasts for the Company and maintains sufficient cash to meet normal operating requirements. The Company has a policy of not borrowing money, other than on a short-term basis for settlement, trading and like purposes.

Fair value of financial instruments

Unless otherwise stated, the carrying amounts of financial instruments reflect their fair value.

Capital risk management

The Company considers its capital to comprise ordinary share capital, reserves and over-time, accumulated retained earnings.

The Company's investment objective is to seek long-term capital growth by investing in undervalued securities across the Asian Region ex Japan.

The Board regularly and actively reviews the most efficient manner by which the Company manages its capital, in response to changing market conditions and risks, with the sole aim of enhancing shareholder value, through:

- the management of the level of dividends to shareholders;
- the issue of shares by methods such as rights offers, share purchase plans or placements; or
- the use of share buy-backs.

The Company is an ASX-listed investment company and is subject to the ASX Listing Rules. The Company complies with all externally-imposed capital requirements.

Note 17. Fair value measurement

Fair value hierarchy

AASB 13: *Fair Value Measurement* requires the Company to classify those assets and liabilities measured at fair value through profit or loss, using the following fair value hierarchy model (consistent with the hierarchy model applied to financial assets and liabilities at 30 June 2018):

Level 1: Quoted prices (unadjusted) in active markets for identical assets or liabilities that the entity can access at the measurement date.

Level 2: Inputs other than quoted prices included within Level 1 that are observable for the asset or liability, either directly or indirectly.

Level 3: Unobservable inputs for the asset or liability.

Platinum Asia Investments Limited
Notes to the Financial Statements
For the year ended 30 June 2019

Note 17. Fair value measurement (continued)

The following table details the Company's assets and liabilities, measured or disclosed at fair value, using the three level hierarchy model.

2019	Level 1 \$'000	Level 2 \$'000	Total \$'000
Assets			
Equity securities	319,254	6,710	325,964
Derivatives	56	-	56
Foreign currency forward contracts	-	234	234
Total assets	319,310	6,944	326,254
Liabilities			
Derivatives	212	-	212
Foreign currency forward contracts	-	1,490	1,490
Total liabilities	212	1,490	1,702
2018			
	Level 1 \$'000	Level 2 \$'000	Total \$'000
Assets			
Equity securities	341,140	31,644	372,784
Derivatives	87	-	87
Total assets	341,227	31,644	372,871
Liabilities			
Derivatives [^]	-	-	-
Foreign currency forward contracts	-	-	-
Total liabilities	-	-	-

[^] Derivatives were \$32 at 30 June 2018 and rounded down to nil. These were Level 2 investments.

The Company's policy is to recognise transfers into and transfers out of fair value hierarchy levels as at the end of the reporting period. There were no transfers from level 1 to level 2 for any assets or liabilities measured at fair value through profit or loss during the period.

All figures presented above can be reconciled to Note 4 or Note 5 and the statement of financial position.

There were no Level 3 investments for FY 2019 or FY 2018.

Rationale for classification of assets and liabilities as level 1

At 30 June 2019, 97.9% of the equity securities held by the Company were valued using unadjusted quoted prices in active markets and were classified as Level 1 in the fair-value hierarchy model.

Rationale for classification of assets and liabilities as level 2

There were certain financial instruments that were classified as level 2, because a degree of adjustment has been made to the quoted price i.e., whilst all significant inputs required for fair value measurement are observable and quoted in an active market, there was a degree of estimation involved in deriving the fair value. Participatory Notes were classified as level 2 because they were generally traded Over-the Counter (OTC) and were often priced in a different currency to the underlying security. Foreign currency forward contracts are classified as level 2 even though forward points are quoted in an active and liquid market. The forwards themselves are based on interest rate differentials.

Fair value of non-financial instruments

Due to their short-term nature, the carrying amount of receivables and payables were assumed to approximate their fair value.

Platinum Asia Investments Limited
Notes to the Financial Statements
For the year ended 30 June 2019

Note 18. Offsetting of financial assets and financial liabilities

Offsetting and master netting agreements

The Company enters into derivative transactions under International Swaps and Derivatives Association (ISDA) master netting agreements. In general, the amounts owed by each counterparty on a single day in respect of all transactions outstanding in the same currency are aggregated into a single net amount that is payable by one party to the other, if

- I. there is a legally enforceable right to set-off the financial asset and financial liability; and
- II. the Company intends to settle the financial asset and financial liability on a net basis, or realise the financial asset and settle the financial liability simultaneously.

The gross and net positions of financial asset and liabilities that have been offset in the Statement of Financial Position are disclosed in the first three columns of the following table:

	Amounts offset in the Statement of Financial Position			Related amounts not set-off in the Statement of Financial Position		
	Gross amounts	Gross amounts set-off in the Statement of Financial Position	Net amounts in the Statement of Financial Position	Financial Instruments ¹	Cash collateral	Net Amount
	\$'000	\$'000	\$'000	\$'000	\$'000	\$'000
2019						
Financial assets						
Derivatives	56	-	56	-	-	56
Foreign currency forward contracts	234	-	234	(234)	-	-
<hr/>						
2018						
Derivatives	-	-	-	-	-	-
Foreign currency forward contracts	-	-	-	-	-	-
<hr/>						
Financial liabilities						
2019						
Derivatives	212	-	212	-	-	212
Foreign currency forward contracts	1,490	-	1,490	(234)	(1,256)	-
<hr/>						
2018						
Derivatives	-	-	-	-	-	-
Foreign currency forward contracts	-	-	-	-	-	-

1. shows the impact of arrangements between the Company and the relevant counterparty on financial instruments that provide a right to set-off that becomes enforceable and affects settlement of individual financial assets and liabilities only following a specified event of default or in other circumstances not expected to arise in the normal course of business. These arrangements are not set-off in the Statement of Financial Position, as they are not currently enforceable.

Platinum Asia Investments Limited
Notes to the Financial Statements
For the year ended 30 June 2019

Note 19. Investment Manager Fees

The Investment Manager receives a monthly management fee for investment services provided in accordance with the Investment Management Agreement. This agreement provides for a management fee payable monthly and calculated at 1.1% (2018: 1.1%) per annum of the adjusted portfolio value (which includes cash and deposits).

In the event of termination, after the initial 10 year term has expired, the Investment Manager will be eligible to receive a 1.1% lump sum termination fee of the adjusted portfolio value (which includes cash and deposits) on the termination date.

A performance fee is payable at 15%, at 30 June, of the amount by which the portfolio's annual performance exceeds the return achieved by the index (the Morgan Stanley All Country Asia ex Japan Net Index in A\$). Where the portfolio's annual performance is less than the index, the amount of the underperformance is aggregated, carried forward and deducted from the annual performance in the subsequent year before calculating any performance fee for that year. The aggregate underperformance is carried forward until a performance fee becomes payable.

For the 12 months to 30 June 2019 the performance of the portfolio, was negative 0.2%^[1] and the performance of the index was 4.8% for the same period. This represents an underperformance of 5.0% against the index. Taking into account, the aggregate underperformance of 2.7% from the prior periods, no performance fee has been accrued. A total aggregate underperformance of 7.7% will need to be made up before a performance fee will be payable.

Management fees paid and payable for the year ending 30 June 2019 and 30 June 2018 are shown below:

	2019	2018
	\$	\$
Management fee paid	3,989,482	4,485,357
Management fee payable	362,436	396,471
	<u>4,351,918</u>	<u>4,881,828</u>

A summary of the salient provisions of the Investment Management Agreement ("Agreement") are contained below:

(a) The terms of the Agreement require Platinum Investment Management Limited to:

- (i) invest and manage the portfolio in accordance with the Agreement;
- (ii) keep the portfolio under review and confer with the Board of the Company at regular intervals in respect of the investment and management of the portfolio;
- (iii) exercise all due diligence and vigilance in carrying out its functions, powers and duties under the Agreement; and
- (iv) promptly notify the Board of any instructions given to it by the Company which have not been complied with.

b) The initial term of the Agreement is 10 years. However, the Company may terminate the Agreement at any time by written notice to the Investment Manager where :

- (i) a receiver, receiver and manager, administrative receiver or similar person is appointed with respect to the assets and undertakings of the Investment Manager;
- (ii) the Investment Manager goes into liquidation;
- (iii) the Investment Manager ceases to carry on business in relation to its activities as an investment manager;
- (iv) the Investment Manager breaches any material provision of the Agreement, or fails to observe or perform any representation, warranty or undertaking given by it under the Agreement and fails to correct such breach or failure within 10 business days of receiving notice in writing from the Company specifying such breach or failure;
- (v) the Investment Manager sells or transfers or makes any agreement for the sale or transfer of the main business and undertaking given by it or its beneficial interest therein, other than to a related body corporate for purposes of corporate reconstruction on terms previously approved in writing by the Company; or
- (vi) the Investment Manager ceases to be licensed under the relevant law or its licence is suspended by ASIC or it is unable to carry out its duties under the Agreement because it has ceased to hold necessary legal authorisations to operate as an investment manager.

^[1] This figure represents the 12 month return of the "Portfolio Value" (as defined in of the Investment Management Agreement), which is defined as the aggregate value of each asset or investment of the Company's portfolio. This differs from the Company's 12 month pre-tax NTA return of negative 0.05% referred to in the Directors' Report, which also includes non-portfolio and non-investment related assets and liabilities.

Platinum Asia Investments Limited
Notes to the Financial Statements
For the year ended 30 June 2019

Note 20. Key management personnel disclosures

Details of remuneration paid to the Non-Executive Directors are outlined in the statement of profit or loss and other comprehensive income and in aggregate terms was \$186,150 (2018: \$186,150), with \$170,000 (2018: \$170,000) paid as cash salary and \$16,150 (2018: \$16,150) paid as superannuation. Refer to the Remuneration Report for further details.

Interests of Directors in securities

The relevant interest in ordinary shares of the Company that each Director held at balance date was:

	Opening balance	Acquisitions	Disposals	Closing balance
Margaret Towers	50,000	-	-	50,000
Ian Hunter	200,001	-	-	200,001
Malcolm Halstead	1	-	-	1

Note 21. Remuneration of auditors

During the year, the following fees were paid or payable for services provided by PricewaterhouseCoopers, the auditor of the Company:

	2019 \$	2018 \$
<i>Audit services - PricewaterhouseCoopers</i>		
Audit and review of the financial statements	77,446	75,226
<i>Other services - PricewaterhouseCoopers</i>		
Taxation services	25,570	26,084
	<u>103,016</u>	<u>101,310</u>

Note 22. Contingent assets, liabilities and commitments to capital expenditure

No contingent assets or liabilities existed at 30 June 2019 or 30 June 2018. The Company has no commitments for uncalled share capital on investments.

Note 23. Related party transactions

Management Fees

Disclosures relating to management fees paid and payable to the related party, Platinum Investment Management Limited are set out in Note 19.

Administration fees

Under the Administrative Agreement, Platinum Investment Management Limited provides various administrative services to the Company. These include accountancy, secretarial, performance analytics, taxation, compliance and risk monitoring services. The services provided extend to liaison with the share registry to ensure that accurate share records are maintained and services are provided to shareholders in a timely and efficient manner. In consideration for providing these services, Platinum Investment Management Limited received a payment of \$1 from the Company.

Investment

At 30 June 2019, Platinum Investment Management Limited held 30 million ordinary shares in the Company, which represents an interest of 8.28% of the Company's ordinary shares. At 30 June 2019, the shares were valued at \$1.03 per share (30 June 2018: \$1.26 per share). During the year, Platinum Investment Management Limited received a final 2018 fully-franked dividend of \$1,800,000 and an interim 2019 fully-franked dividend of \$600,000.

Key management personnel

Disclosures relating to the aggregate remuneration paid to key management personnel are set out in Note 20 and fully disclosed in the Remuneration Report in the Directors' Report.

Loans to/from related parties

There were no loans to or from related parties at reporting date.

Platinum Asia Investments Limited
Notes to the Financial Statements
For the year ended 30 June 2019

Note 24. Events after the reporting period

Apart from the dividend declared in Note 10, no significant matter or circumstance has arisen since 30 June 2019 that has significantly affected, or may significantly affect the Company's operations, the results of those operations, or the Company's state of affairs in future financial years.

Note 25. The Company

Platinum Asia Investments Limited is a company limited by shares, incorporated and domiciled in New South Wales, Australia. Its current registered office and principal place of business is:

Level 8, 7 Macquarie Place
Sydney NSW 2000

A description of the nature of the Company's operations and its principal activities is included in the Directors' Report.

Platinum Asia Investments Limited
Directors' Declaration
30 June 2019

In the Directors' opinion:


- (a) the financial statements and notes set out on pages 15 to 45 are in accordance with the *Corporations Act 2001*, including:
 - (i) complying with Accounting Standards, the *Corporations Regulations 2001* and other mandatory professional reporting requirements; and
 - (ii) giving true and fair view of the Company's financial position as at 30 June 2019 and of its performance for the financial year ended on that date, and
- (b) there were reasonable grounds to believe that the Company will be able to pay its debts as and when they become due and payable.

Note 1 confirms that the financial statements also comply with International Financial Reporting Standards as issued by the International Accounting Standards Board.

The Directors have been given the declarations required by section 295A of the *Corporations Act 2001*.

Signed in accordance with a resolution of Directors made pursuant to section 295(5)(a) of the *Corporations Act 2001*.

On behalf of the Directors



Margaret Towers
Chairperson



Ian Hunter
Director

27 August 2019
Sydney



Independent auditor's report

To the members of Platinum Asia Investments Limited

Report on the audit of the financial report

Our opinion

In our opinion:

The accompanying financial report of Platinum Asia Investments Limited (the Company) is in accordance with the *Corporations Act 2001*, including:

- (a) giving a true and fair view of the Company's financial position as at 30 June 2019 and of its financial performance for the year then ended
- (b) complying with Australian Accounting Standards and the *Corporations Regulations 2001*.

What we have audited

The financial report comprises:

- the statement of financial position as at 30 June 2019
- the statement of changes in equity for the year then ended
- the statement of cash flows for the year then ended
- the statement of profit or loss and other comprehensive income for the year then ended
- the notes to the financial statements, which include a summary of significant accounting policies
- the directors' declaration.

Basis for opinion

We conducted our audit in accordance with Australian Auditing Standards. Our responsibilities under those standards are further described in the *Auditor's responsibilities for the audit of the financial report* section of our report.

We believe that the audit evidence we have obtained is sufficient and appropriate to provide a basis for our opinion.

Independence

We are independent of the Company in accordance with the auditor independence requirements of the *Corporations Act 2001* and the ethical requirements of the Accounting Professional and Ethical Standards Board's APES 110 *Code of Ethics for Professional Accountants* (the Code) that are relevant to our audit of the financial report in Australia. We have also fulfilled our other ethical responsibilities in accordance with the Code.

Our audit approach

An audit is designed to provide reasonable assurance about whether the financial report is free from material misstatement. Misstatements may arise due to fraud or error. They are considered material if

PricewaterhouseCoopers, ABN 52 780 433 757

One International Towers Sydney, Watermans Quay, Barangaroo, GPO BOX 2650, SYDNEY NSW 2001
T: +61 2 8266 0000, F: +61 2 8266 9999, www.pwc.com.au

Level 11, 1PSQ, 169 Macquarie Street, Parramatta NSW 2150, PO Box 1155 Parramatta NSW 2124
T: +61 2 9659 2476, F: +61 2 8266 9999, www.pwc.com.au

Liability limited by a scheme approved under Professional Standards Legislation.



individually or in aggregate, they could reasonably be expected to influence the economic decisions of users taken on the basis of the financial report.

We tailored the scope of our audit to ensure that we performed enough work to be able to give an opinion on the financial report as a whole, taking into account the geographic and management structure of the Company, its accounting processes and controls and the industry in which it operates.

Platinum Asia Investments Limited is a listed investment company listed on the ASX. The Company primarily makes investments in Asian equities excluding in Japan.



<i>Materiality</i>	<i>Audit scope</i>	<i>Key audit matters</i>
<ul style="list-style-type: none"> • For the purpose of our audit we used overall materiality of \$1.966 million, which represents approximately 0.5% of the Company’s net assets. • We applied this threshold, together with qualitative considerations, to determine the scope of our audit and the nature, timing and extent of our audit procedures and to evaluate the effect of misstatements on the financial report as a whole. • We chose net assets as this is a generally accepted benchmark for listed investment companies. • We utilised a 0.5% threshold based on our professional judgement, noting it is within the range of commonly acceptable thresholds. 	<ul style="list-style-type: none"> • Our audit focused on where the Company made subjective judgements; for example, significant accounting estimates involving assumptions and inherently uncertain future events. • Our audit approach reflects the nature of the investments held by the Company and the consideration of the work undertaken by third party service providers. The key service providers manage the Company’s investments, maintain the accounting records of the Company and provide custodian services. 	<ul style="list-style-type: none"> • Amongst other relevant topics, we communicated the following key audit matters to the Audit, Risk and Compliance Committee: <ul style="list-style-type: none"> – Investment valuation and existence • These are further described in the <i>Key audit matters</i> section of our report.



Key audit matters

Key audit matters are those matters that, in our professional judgement, were of most significance in our audit of the financial report for the current period. The key audit matters were addressed in the context of our audit of the financial report as a whole, and in forming our opinion thereon, and we do not provide a separate opinion on these matters. Further, any commentary on the outcomes of a particular audit procedure is made in that context.

Key audit matter	How our audit addressed the key audit matter
<p>Investment valuation and existence <i>Refer to note 1 (summary of significant accounting policies) and Note 4 and 5 (Financial assets at fair value through profit or loss and financial liabilities at fair value through profit or loss)</i></p> <p>At 30 June 2019, investments in financial assets of \$326.254 million and financial liabilities of \$ 1.702 million were comprised primarily of investments in equity securities, futures contracts and participatory notes.</p> <p>The existence and valuation of financial assets was a key audit matter because financial assets represent the principal element of the Statement of financial position in the financial statements, accounting for 82.97% of net assets. A discrepancy in the valuation or existence of investments could cause the net assets attributable to unitholders to be materially misstated which could also impact the Company's performance as the valuation of financial assets is the main driver of movements in the profit of the Company.</p>	<p>Our audit procedures on investment valuation included, amongst others:</p> <ul style="list-style-type: none">• For a sample of participatory notes held by the Company, we obtained price data from a third party price vendor for the underlying equity security of the participatory note in local currency. We translated the price into Australian dollars and compared it to the participatory note price used to value investments by the Company.• For a sample of other investments held by the Company, we obtained price data from third party price vendors and compared it to the prices used by the Company. <p>Our audit procedures over investment existence included, amongst others:</p> <ul style="list-style-type: none">• We obtained the most recent System and Organization Controls ("SOC 1") Report issued by the custodian, setting out the controls in place at that service organisation, which included an independent audit opinion over the design and operating effectiveness of those controls. We evaluated the controls over investment existence, the tests undertaken by the auditor and the results of these tests and the auditor's conclusions on the design and operational controls to the extent relevant to our audit of the Company. This report and assurance opinion is comparable to the Australian equivalent, ASAE 3402 issued by the Auditing and Assurance Standards Board.• We obtained confirmations from the custodian of the investment holdings as at 30 June 2019 and sample tested the largest reconciling items by



<i>Key audit matter</i>	<i>How our audit addressed the key audit matter</i>
	<p>obtaining supporting evidence for the differences.</p> <ul style="list-style-type: none">• We assessed the adequacy of the disclosures in Note 1, Note 4, Note 5 and Note 17 to the financial report in light of the requirements of Australian Accounting Standards.

Other information

The directors are responsible for the other information. The other information comprises the information included in the annual report for the year ended 30 June 2019, but does not include the financial report and our auditor's report thereon. Prior to the date of this auditor's report, the other information we obtained included the Corporate directory, Shareholder information, Investment Structure, Objectives and Methodology and Director's Report. We expect the remaining other information to be made available to us after the date of this auditor's report.

Our opinion on the financial report does not cover the other information and we do not and will not express an opinion or any form of assurance conclusion thereon.

In connection with our audit of the financial report, our responsibility is to read the other information and, in doing so, consider whether the other information is materially inconsistent with the financial report or our knowledge obtained in the audit, or otherwise appears to be materially misstated.

If, based on the work we have performed on the other information that we obtained prior to the date of this auditor's report, we conclude that there is a material misstatement of this other information, we are required to report that fact. We have nothing to report in this regard.

When we read the other information not yet received, if we conclude that there is a material misstatement therein, we are required to communicate the matter to the directors and use our professional judgement to determine the appropriate action to take.

Responsibilities of the directors for the financial report

The directors of the Company are responsible for the preparation of the financial report that gives a true and fair view in accordance with Australian Accounting Standards and the *Corporations Act 2001* and for such internal control as the directors determine is necessary to enable the preparation of the financial report that gives a true and fair view and is free from material misstatement, whether due to fraud or error.

In preparing the financial report, the directors are responsible for assessing the ability of the Company to continue as a going concern, disclosing, as applicable, matters related to going concern and using the going concern basis of accounting unless the directors either intend to liquidate the Company or to cease operations, or have no realistic alternative but to do so.



Auditor's responsibilities for the audit of the financial report

Our objectives are to obtain reasonable assurance about whether the financial report as a whole is free from material misstatement, whether due to fraud or error, and to issue an auditor's report that includes our opinion. Reasonable assurance is a high level of assurance, but is not a guarantee that an audit conducted in accordance with the Australian Auditing Standards will always detect a material misstatement when it exists. Misstatements can arise from fraud or error and are considered material if, individually or in the aggregate, they could reasonably be expected to influence the economic decisions of users taken on the basis of the financial report.

A further description of our responsibilities for the audit of the financial report is located at the Auditing and Assurance Standards Board website at: http://www.auasb.gov.au/auditors_responsibilities/ar2.pdf. This description forms part of our auditor's report.

Report on the remuneration report

Our opinion on the remuneration report

We have audited the remuneration report included in pages 11 to 12 of the directors' report for the year ended 30 June 2019.

In our opinion, the remuneration report of Platinum Asia Investments Limited for the year ended 30 June 2019 complies with section 300A of the *Corporations Act 2001*.

Responsibilities

The directors of the Company are responsible for the preparation and presentation of the remuneration report in accordance with section 300A of the *Corporations Act 2001*. Our responsibility is to express an opinion on the remuneration report, based on our audit conducted in accordance with Australian Auditing Standards.



Matters relating to the electronic presentation of the audited financial report

This auditor's report relates to the financial report of Platinum Asia Investments Limited for the year ended 30 June 2019 included on Platinum Asia Investments Limited's web site. The directors of the Company are responsible for the integrity of Platinum Asia Investments Limited's web site. We have not been engaged to report on the integrity of this web site. The auditor's report refers only to the financial report named above. It does not provide an opinion on any other information which may have been hyperlinked to/from the financial report. If users of this report are concerned with the inherent risks arising from electronic data communications they are advised to refer to the hard copy of the audited financial report to confirm the information included in the audited financial report presented on this web site.

PricewaterhouseCoopers

PricewaterhouseCoopers

Simon Cuthbert

Simon Cuthbert
Partner

Sydney
27 August 2019