

24 October 2023

The Manager  
ASX Market Announcements  
Australian Securities Exchange Limited  
Sydney NSW 2000

### **Quarterly Investment Manager's Report**

The 30 September 2023 quarterly investment manager's report is attached to this announcement. For more information in relation to Platinum Capital Limited please refer to the website at

<https://www.platinum.com.au/Our-Products/All-Products/Platinum-Capital-Limited>

#### Authorised by

Joanne Jefferies | Company Secretary

#### Investor contact

Elizabeth Norman | Director of Investor Services and Communications  
Platinum Investment Management Limited  
Tel: 61 2 9255 7500  
Fax: 61 2 9254 5555



Platinum Capital<sup>®</sup> Limited

ABN 51 063 975 431

Quarterly Investment  
Manager's Report

30 September 2023



Platinum<sup>®</sup>  
CAPITAL LIMITED

# Investment Update

Platinum Capital Limited (ASX Code: PMC)



**Andrew Clifford**  
Portfolio Manager



**Clay Smolinski**  
Portfolio Manager



**Nik Dvornak**  
Portfolio Manager

## In Brief:

- Key contributors to performance this quarter include pulp producers Suzano and UPM which rose as a result of higher pulp prices. PDD Holdings – a Chinese e-commerce business – delivered good earnings as Chinese consumers boosted their online purchases and they increased market share. Swiss financial services giant, UBS Group rallied as the market digested the potential of its Credit Suisse acquisition.
- Despite a long series of interest rate rises, global stock markets have rallied strongly – partly around the possibilities of AI. As a result, a disproportionate percentage of market returns are coming from the so-called magnificent seven of Apple, Microsoft, Amazon, Google, NVIDIA, Tesla and Facebook.
- Outside these favoured names, there are many companies that have experienced significant setbacks in both their businesses and stock prices and thus represent good buying opportunities. We believe our strategy of avoiding – or shorting – expensive growth stocks and focussing on better-priced businesses will contribute to returns in the medium term.

## Performance

compound p.a.\*, to 30 September 2023

	QUARTER	1YR	3YRS	5YRS	SINCE INCEPTION
Platinum Capital Limited	-0.4%	13.8%	9.2%	4.8%	11.0%
MSCI AC World Index <sup>^</sup>	-0.4%	20.3%	10.7%	8.9%	7.5%

PMC's returns are calculated using PMC's pre-tax net tangible asset (NTA) backing per share as released to the ASX monthly. PMC's returns are calculated after the deduction of fees and expenses, have been adjusted for taxes paid and any capital flows, and assume the reinvestment of dividends. **PMC's returns are not calculated using PMC's share price.**

Portfolio inception date: 29 June 1994.

\* Excluding quarterly returns.

<sup>^</sup> Index returns are those of the MSCI All Country World Net Index in AUD.

Historical performance is not a reliable indicator of future performance. Source: Platinum Investment Management Limited for PMC's returns; FactSet Research Systems for MSCI Index returns. See note 1, page 7.

## Net Tangible Assets

The following net tangible asset backing per share (NTA) figures of Platinum Capital Limited (PMC) are, respectively, before and after provision for tax on both realised and unrealised income and capital gains.

	PRE-TAX NTA	POST-TAX NTA
30 June 2023	\$1.5503	\$1.5271
31 July 2023	\$1.6007	\$1.5624
31 August 2023*	\$1.5592	\$1.5245
30 September 2023	\$1.5142	\$1.4936

Source: Platinum Investment Management Limited.

\* Ex-dividend. Adjusted for the 30 June 2023 final dividend of 3 cents per share, declared on 17 August 2023 and paid on 15 September 2023.

PMC returned -0.4% for the quarter.<sup>1</sup>

The main factor driving markets over the quarter was changing expectations for interest rates globally. While we believe the tightening cycle is either at or near its end, significant interest rates cuts seem unlikely, especially in the US where the economy remains robust on the back of ongoing fiscal stimulus. In China the drag of a weak property sector remains the key concern and although the government continues to implement policy measures to boost the economy and the property market, stock markets – for now – remain unconvinced.

In our portfolio, strong contributors to performance included pulp producers **Suzano** (share price up 22% over the quarter) and **UPM** (up 19%) as a result of higher pulp prices. **PDD Holdings** (up 40%), a Chinese e-commerce business, produced strong earnings as Chinese consumers boosted their online purchases and new competition rules allowed the company to take market share. **UBS Group** (up over 22%) rallied as the market gained confidence in the value of its Credit Suisse acquisition. Our short positions added modestly to overall returns.

Detractors included our investments in airlines **Wizz Air** (down 31%) and **InterGlobe Aviation** (down 9%) as a result of concerns over rising fuel prices. **LG Chem** (down 25%) fell due to concerns that fading momentum in global electric vehicle (EV) sales would affect results from their EV battery business.

## Commentary

Across the globe commentators continue to debate a series of big questions.

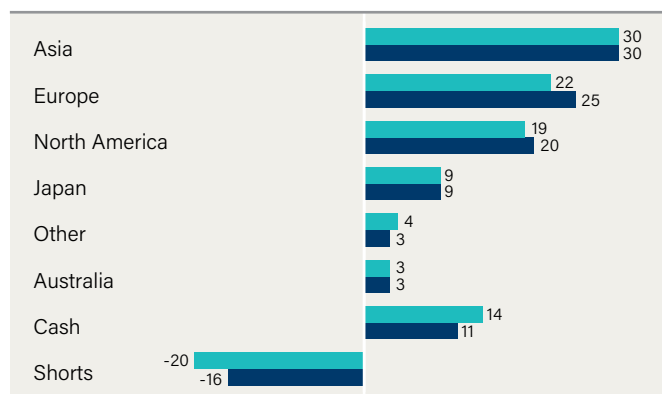
- How many interest rate rises are left, if any?
- Will inflation recede or will tight labour markets keep pushing up prices?
- Will the USA and Europe escape recession and enjoy a soft landing?

Meanwhile global stock markets have rallied strongly from the lows of 2022 and remain not far from the all-time speculative highs of the pandemic bull market. Partly this strength can be attributed to the excitement around the possibilities of artificial intelligence (AI). This has seen a disproportionate percentage of market returns being derived from a small number of very large companies, the so-called magnificent seven of Apple, Microsoft, Amazon, Google, NVIDIA, Tesla and Facebook. It is tempting for investors to be drawn into this debate but to do so is to focus one's attention in the same place as everyone else, when investment opportunities are more likely to appear in areas out of the spotlight.

What the above discussion misses is that there are many companies that have already experienced significant business setbacks and endured bear markets in their stock prices. As a stock picker we ask: why debate the possibility of a global economic recession, when we can look at companies that have suffered their own recession and may now be attractively valued? One example are those businesses directly and immediately affected by higher interest rates.

<sup>1</sup> References to returns and performance contributions (excluding individual stock returns) in this Platinum Capital Limited report are in AUD terms. Individual stock returns are quoted in local currency terms and sourced from FactSet Research Systems, unless otherwise specified.

## Disposition of Assets %



■ 30 SEP 2023 ■ 30 JUN 2023

See note 2, page 7. Numerical figures have been subject to rounding.  
Source: Platinum Investment Management Limited.

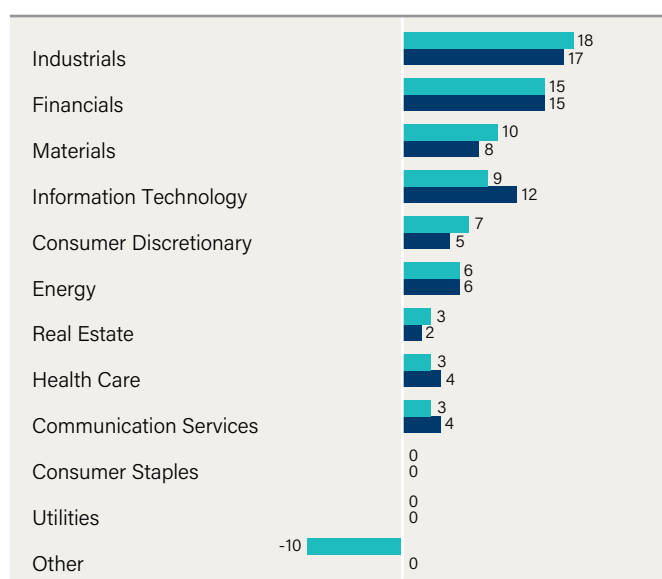
## Top 10 Holdings

COMPANY	COUNTRY	INDUSTRY	WEIGHT
ZTO Express Cayman Inc	China	Industrials	3.5%
Microchip Technology Inc	US	Info Technology	3.2%
UPM-Kymmene OYJ	Finland	Materials	3.0%
Minebea Co Ltd	Japan	Industrials	2.9%
Ping An Insurance Group Co	China	Financials	2.8%
UBS Group AG	Switzerland	Financials	2.7%
Samsung Electronics Co Ltd	South Korea	Info Technology	2.7%
Allfunds Group Plc	UK	Financials	2.7%
Suzano SA	Brazil	Materials	2.5%
InterGlobe Aviation Ltd	India	Industrials	2.4%

As at 30 September 2023. See note 4, page 7.

Source: Platinum Investment Management Limited.

## Net Sector Exposures %



■ 30 SEP 2023 ■ 30 JUN 2023

See note 3, page 7. Numerical figures have been subject to rounding.  
Source: Platinum Investment Management Limited.

Those higher rates provided us with interesting opportunities in European businesses we label “Asset Gatherers”. **Allfunds** (an investment fund platform) and **St James’s Place** (UK wealth management) were hit by a common problem – falling asset prices.

Each of these businesses earn revenue based on assets under management or administration and so were affected by falling bond and equity prices over 2022.

Both companies have strong positions in their respective markets and we expect Allfunds and St James’s Place to continue to grow strongly once they’re beyond this short-term earnings setback. Share price falls of 50% or more from the highs of 2021 gave the portfolio an opportunity to add to our holdings at very attractive prices.

The Japanese market has been the strongest major global market in 2023, rising nearly 17% year to date.<sup>2</sup> A significant part of the Japan story is the corporate governance reform over the last decade that is resulting in Japanese companies placing greater focus on shareholder interests. (For more on this trend, see “How Japan Regained Its Mojo” at [www.platinum.com.au/insights-tools/the-journal/how-japan-regained-its-mojo](http://www.platinum.com.au/insights-tools/the-journal/how-japan-regained-its-mojo).)

Over the past year, the portfolio added to a position in **Toyo Seikan** group. Toyo Seikan has a strong position in aluminium and steel cans for food and beverages, along with a range of other packaging related businesses. The industry has consolidated in Japan and now – like most major markets – has two major players. However, unlike its global peers, returns on capital have been poor as the company held excess holdings of cash, securities and real estate.

<sup>2</sup> MSCI Japan Net Index A\$.

At the time of our original purchases, the entire market value of the company was accounted for by cash balances and investments. In May this year the company announced they would be focussing on profitability and streamlining investments in securities and real estate. Additionally, over the next five years ¥100 billion would be spent on stock buybacks (30% of the company at that point in time) and a further ¥80 billion would be distributed in dividends. While the stock has rallied over 70% since our initial purchases, it remains at 0.7x book value, with the potential for additional distributions of capital and, most importantly, much improved profitability.

In China, distress in the property development sector and its impact on the economy has been front page news in the financial papers. The story that is not being told though is how many sectors of the economy are doing well. Auto sales are running at levels around the peak of five years ago<sup>3</sup>. Indeed, China has this year surpassed Japan as the global leader in auto exports, driven by a leadership position in electric vehicles.<sup>4</sup> Domestic travel is strong with air passenger numbers in July at levels 13% above pre-COVID levels and with airfares 15%-20% higher.<sup>5</sup>

By the second quarter, Chinese e-commerce deliveries were up 20% from a year ago.<sup>6</sup> In short, while the Chinese consumer may not be buying properties, they are certainly spending their money elsewhere. The fears around China mean many Chinese companies are trading at depressed levels.

Consider our portfolio holding in **ZTO Express**. The company is the leading express delivery service in China and in the past five years has increased deliveries from six billion parcels a year to an expected 30 billion in 2023. To put that number in context, in the US, FedEx and UPS combined deliver a mere 12 billion. ZTO continues to take market share and in our view could grow parcel deliveries by 24% this year. Additionally, severe price competition in the market is receding. In our view the company could grow its operating profit by 50% this year. Today the stock trades on 15 times our estimates of earnings for this year and we expect the company can grow earnings at around the 20% p.a. mark for some years thanks to industry growth and market share gains. By any standard this is an extraordinary valuation for such a high-quality growth stock. Again, for context consider the following. ZTO's market capitalisation is \$US 20 billion. For FedEx and UPS combined it's over US \$200 billion.<sup>7</sup>

3 Source: Trading Economics.

4 Sources: Nikkei Asia, MIT Technology Review.

5 [www.mckinsey.com/industries/travel-logistics-and-infrastructure/our-insights/outlook-for-china-tourism-2023-light-at-the-end-of-the-tunnel](https://www.mckinsey.com/industries/travel-logistics-and-infrastructure/our-insights/outlook-for-china-tourism-2023-light-at-the-end-of-the-tunnel)

6 Source: China State Postal Bureau.

7 Source: FactSet Research Systems.

## AI and a note of caution

The recent rally in AI stocks has driven greater-risk taking by investors in many of the growth stocks that drove the speculative bubble of 2021. Some favoured software companies again trade at valuations of 15 to 20 times sales and some companies with dubious business models are again attracting multibillion-dollar valuations. This gave us the opportunity to put in place short positions against companies whose long-term valuations we believe will be pressured by higher interest rates.

## Outlook

We continue to see significant divergences in stock prices and valuations across different sectors and geographies. These represent both a threat and an opportunity for investors.

The broad global stock market indices have been pushed higher this year by growth stocks that again have reached high valuations.

In this context the market looks vulnerable to a setback as it did in late 2021, especially when one considers that long term interest rates have hit new highs in recent weeks. There are many companies that have experienced significant setbacks in both their businesses and stock prices and thus represent good buying opportunities. We expect our strategy of avoiding – or shorting – expensive growth stocks and focussing on better-priced opportunities elsewhere will contribute to returns in the medium term.

# Highlights from The Journal

Visit [www.platinum.com.au/our-products/platinum-capital-limited](http://www.platinum.com.au/our-products/platinum-capital-limited) to find a repository of information about Platinum Capital Limited (PMC) including:

- Performance and NTA history
- Dividend history and the Dividend Reinvestment Plan
- ASX releases and financial statements
- Monthly updates on performance, portfolio positioning and top 10 holdings.

You can find a range of thought-provoking articles and videos on our website in **The Journal** under **Insights & Tools**. You can listen to our Quarterly Report podcast or watch the videos of our brief market updates.

## AUDIO

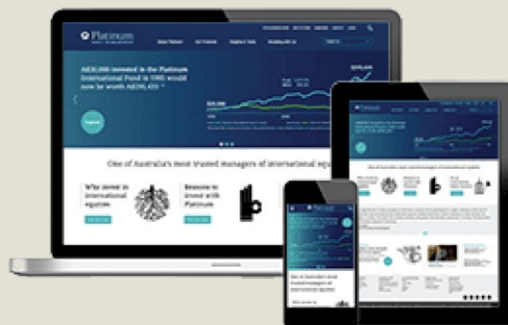
### Macro Overview: A Cautious Approach is Warranted, But Opportunities Still Prevail.<sup>1</sup>

In late September, Platinum CEO and Co-CIO Andrew Clifford sat down with investment analyst Julian McCormack to discuss global markets. Andrew discussed the need for caution in the US, why Japan is now an attractive investment destination and some incredible growth opportunities in China – particularly in the delivery, travel and auto sectors. Meanwhile, while concerns linger about a possible economic recession, we're focusing on attractively valued companies that may have already had their recession.

## VIDEO

### Platinum's Back on the Road.<sup>2</sup>

Our investment team is back on the road, meeting with companies and visiting factories, tech hubs, luxury stores and science labs, to name a few, all over the world, from India to Norway, in search of new investment opportunities. Key insights from the most recent trips are captured in this short video.



## ARTICLE

### How Japan Regained Its Mojo.<sup>3</sup>

The Japanese stock market is booming in 2023. So, what has changed, and more importantly, is this rally sustainable? James Halse explains how Japan has regained its mojo.

## VIDEO

### Energy Utilities Leading Disruption in Carbon Transition.<sup>4</sup>

The energy utilities sector is facing enormous challenges over the coming decades as we undertake the carbon transition. Change, fear, and investors' perceptions and valuations of energy utility stocks are all attractive reasons for Platinum to invest in this space. Liam Farlow and Ben Robinson discuss the challenges and opportunities, drilling down into one relatively recent addition to our portfolios, AGL Energy.

## VIDEO

### Funds in Focus Webinar Series 2.<sup>5</sup>

During the quarter, Platinum held the second series of its 2023 Funds in Focus adviser webinars. This series featured James Halse and Leon Rapp on the Platinum Japan Fund, Andrew Clifford and Kirit Hira on the Platinum Asia Fund, and Andrew Clifford, Clay Smolinski and Nik Dvornak on the Platinum International Fund. The presenters provided key investment insights and updates on their respective fund's portfolio positioning, key stocks and drivers of recent performance.

<sup>1</sup> [www.platinum.com.au/insights-tools/the-journal](http://www.platinum.com.au/insights-tools/the-journal)

<sup>2</sup> [www.platinum.com.au/insights-tools/the-journal/platinums-back-on-the-road](http://www.platinum.com.au/insights-tools/the-journal/platinums-back-on-the-road)

<sup>3</sup> [www.platinum.com.au/insights-tools/the-journal/how-japan-regained-its-mojo](http://www.platinum.com.au/insights-tools/the-journal/how-japan-regained-its-mojo)

<sup>4</sup> [www.platinum.com.au/insights-tools/the-journal/energy-utilities-leading-disruption-in-carbon-transition](http://www.platinum.com.au/insights-tools/the-journal/energy-utilities-leading-disruption-in-carbon-transition)

<sup>5</sup> [www.platinum.com.au/insights-tools/the-journal](http://www.platinum.com.au/insights-tools/the-journal)



**Notes:** Unless otherwise specified, all references to "Platinum" in this report are references to Platinum Investment Management Limited (ABN 25 063 565 006, AFSL 221935). "PMC" refers to Platinum Capital Limited (ABN 51 063 975 431) (ASX code: PMC)

Some numerical figures in this publication have been subject to rounding adjustments. References to individual stock or index performance are in local currency terms, unless otherwise specified.

1. PMC's returns are calculated by Platinum using PMC's pre-tax net tangible asset (NTA) backing per share (as released to the ASX monthly). PMC's returns are calculated after the deduction of fees and expenses, have been adjusted for taxes paid and any capital flows, and assume the reinvestment of dividends. PMC's returns have not been calculated using PMC's share price.
2. The MSCI index returns are in AUD, are inclusive of net official dividends, but do not reflect fees or expenses. The gross MSCI index was used prior to 31/12/98. MSCI index returns are sourced from FactSet Research Systems. Platinum does not invest by reference to the weightings of the specified MSCI index. As a result, PMC's holdings may vary considerably to the make-up of the specified MSCI index. MSCI index returns are provided as a reference only. The investment returns shown are historical and no warranty is given for future performance. Historical performance is not a reliable indicator of future performance. Due to the volatility in PMC's underlying assets and other risk factors associated with investing, investment returns can be negative, particularly in the short term.
3. The geographic disposition of assets (i.e. other than "cash" and "shorts") shows PMC's exposures to the relevant countries/regions through its long securities positions and long securities/index derivative positions, as a percentage of its portfolio market value. Country classifications for securities reflect Bloomberg's "country of risk" designations. "Shorts" show PMC's exposure to its short securities positions and short securities/index derivative positions, as a percentage of its portfolio market value. "Cash" in this table includes cash at bank, cash payables and receivables and cash exposures through long derivative transactions.
4. The table shows PMC's net exposures to the relevant sectors through its long and short securities positions and long and short securities/index derivative positions, as a percentage of its portfolio market value. Index positions (whether through ETFs or derivatives) are only included under the relevant sector if they are sector specific, otherwise they are included under "Other".
5. The table shows PMC's top ten positions as a percentage of its portfolio market value taking into account its long securities positions and long securities derivative positions.

**Disclaimers:** This publication has been prepared by Platinum Investment Management Limited ABN 25 063 565 006 AFSL 221935, trading as Platinum Asset Management (Platinum®). Platinum is the investment manager of PMC. This publication contains general information only and is not intended to provide any person with financial advice. It does not take into account any person's (or class of persons') investment objectives, financial situation or needs, and should not be used as the basis for making investment, financial or other decisions. You should obtain professional advice before making an investment decision to invest in (or divest from) PMC.

Neither PMC nor any company in the Platinum Group®, including any of their directors, officers or employees (collectively, "Platinum Persons"), guarantee the performance of PMC, the repayment of capital, or the payment of income. The Platinum Group means Platinum Asset Management Limited ABN 13 050 064 287 and all of its subsidiaries and associated entities (including Platinum). To the extent permitted by law, no liability is accepted by any Platinum Person for any loss or damage as a result of any reliance on this information. This publication reflects Platinum's views and beliefs at the time of preparation, which are subject to change without notice. No representations or warranties are made by any Platinum Person as to their accuracy or reliability. This publication may contain forward-looking statements regarding Platinum's intent, beliefs or current expectations with respect to market conditions. Readers are cautioned not to place undue reliance on these forward-looking statements. No Platinum Person undertakes any obligation to revise any such forward-looking statements to reflect events and circumstances after the date hereof.

© Platinum Investment Management Limited 2023. All rights reserved.

**MSCI Disclaimer:** The MSCI information may only be used for your internal use, may not be reproduced or disseminated in any form and may not be used as a basis for or a component of any financial instruments or products or indices. None of the MSCI information is intended to constitute investment advice or a recommendation to make (or refrain from making) any kind of investment decision and may not be relied on as such. Historical data and analysis should not be taken as an indication or guarantee of any future performance analysis, forecast or prediction. The MSCI information is provided on an "as is" basis and the user of this information assumes the entire risk of any use made of this information. MSCI, each of its affiliates and each other person involved in or related to compiling, computing or creating any MSCI information (collectively, the "MSCI Parties") expressly disclaims all warranties (including, without limitation, any warranties of originality, accuracy, completeness, timeliness, non-infringement, merchantability and fitness for a particular purpose) with respect to this information. Without limiting any of the foregoing, in no event shall any MSCI Party have any liability for any direct, indirect, special, incidental, punitive, consequential (including, without limitation, lost profits) or any other damages. ([www.msci.com](http://www.msci.com)).





Level 8, 7 Macquarie Place  
Sydney NSW 2000

GPO Box 2724  
Sydney NSW 2001

**Telephone**

1300 726 700 or +61 2 9255 7500  
0800 700 726 (New Zealand only)

**Facsimile**

+61 2 9254 5555

**Email**

[invest@platinum.com.au](mailto:invest@platinum.com.au)

**Website**

[www.platinumcapital.com.au](http://www.platinumcapital.com.au)