



Platinum Capital[®] Limited

ABN 51 063 975 431

Quarterly Investment
Manager's Report

31 December 2023



Platinum[®]
CAPITAL LIMITED

Investment Update

Platinum Capital Limited (ASX Code: PMC)



Andrew Clifford
Portfolio Manager



Clay Smolinski
Portfolio Manager



Nik Dvornak
Portfolio Manager

In Brief:

- The portfolio underperformed significantly over the quarter and year, largely as a result of our cautious approach to markets. Against our expectations, in 2023 the US economy in particular shrugged off a historic rate tightening with technology and communications stocks doing exceptionally well.
- We continue to find attractive investment opportunities in companies that have already been marked down on rate rise fears. **TransUnion** – a US data bureau – is one such company, falling on the basis that rate rises will trim its mortgage-data revenue. However the company is finding new and rewarding uses for its data sets – in insurance and e-commerce for example. It has a strong market position and is now playing in growth markets like India.
- Japanese motor giant, **Toyota**, has done well for the portfolio's investors over the medium term. Its focus on hybrids – rather than pure EVs – was rewarded by consumers keen on cost savings in a tough economic environment. Toyota is also benefiting from a strong balance sheet, is investing in new technologies and should also reap rewards from ongoing corporate governance reform in the Japanese stockmarket.

Performance

compound p.a.*, to 31 December 2023

	QUARTER	1YR	3YRS	5YRS	SINCE INCEPTION
Platinum Capital Limited	0.6%	5.1%	5.1%	6.7%	10.9%
MSCI AC World Index^	5.0%	21.4%	10.2%	12.4%	7.6%

PMC's returns are calculated using PMC's pre-tax net tangible asset (NTA) backing per share as released to the ASX monthly. PMC's returns are calculated after the deduction of fees and expenses, have been adjusted for taxes paid and any capital flows, and assume the reinvestment of dividends. **PMC's returns are not calculated using PMC's share price.**

Portfolio inception date: 29 June 1994.

* Excluding quarterly returns.

^ Index returns are those of the MSCI All Country World Net Index in AUD.

Historical performance is not a reliable indicator of future performance. Source: Platinum Investment Management Limited for PMC's returns; FactSet Research Systems for MSCI Index returns. See note 1, page 7.

Net Tangible Assets

The following net tangible asset backing per share (NTA) figures of Platinum Capital Limited (PMC) are, respectively, before and after provision for tax on both realised and unrealised income and capital gains.

	PRE-TAX NTA	POST-TAX NTA
30 September 2023	\$1.5142	\$1.4936
31 October 2023	\$1.4812	\$1.4755
30 November 2023	\$1.4940	\$1.4865
31 December 2023	\$1.5130	\$1.5011

Source: Platinum Investment Management Limited.

A review of the year

PMC was up slightly over the quarter and up 5% for the calendar year 2023. This significantly trailed the global equity market which rose on the back of exceptional performances from the technology and communications components of the index.

At moments like these it is therefore sensible to assess your investment approach. This time last year, Platinum Capital Limited had **outperformed** the world market by 10% for 2022. Our investment philosophy and process are consistent, the divergence in relative performance over the past two years reflects changed market conditions – and our view of those conditions.

The 2023 backdrop

At the outset of 2023 markets faced tight financial conditions as Central Banks sought to dampen the pandemic-stimulus inflation outbreak. The US Federal Reserve enacted one of the most aggressive tightening cycles in history and US money supply was shrinking for the first time since the 1930s.

At this point the historical relationships between interest rates, earnings and stock prices advised a cautious approach. Meanwhile, China, which had suffered a severe bear market, was exiting its extreme COVID-19 lockdowns. It looked to many like it would enjoy the economic rebound experienced in other markets.

The reality of 2023 has been very different to the one many expected and our cautious approach has not been rewarded by the market. The US economy remained robust in spite of tight financial conditions. While corporate earnings declined marginally, the US equity market rallied. Meanwhile, China's recovery was tepid as residential property issues weighed on consumer and business confidence. Chinese stocks (SSE Composite) fell 16%.

The portfolio's performance reflects a number of factors.

- A cautious net invested position averaging 72% over the course of the year.
- Poor performance in our short positions which were tilted toward highly valued growth stocks.
- Our 21% average weighting in Chinese stocks.

While our portfolio is still positioned relatively defensively we believe the stocks in the portfolio have the ability to outperform over the medium term.

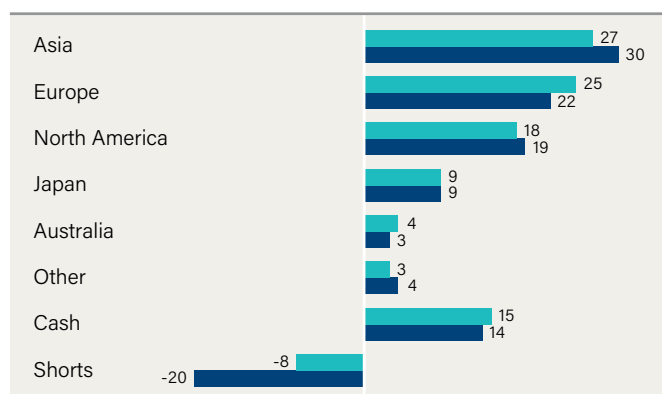
Quarterly performers

Over the quarter, Chinese e-commerce firm, **PDD Holdings** did well (up over 45%). Revenues were up 94% in the 3rd quarter of 2023 and the company continued to capture market share.

Infineon (semiconductors) and **Minebea** (industrial components) were both up around 20% as the prospect of lower interest rates increased the likelihood of better earnings ahead. **Allfunds**, a European investment fund platform, was up 22% as the market assessed that the firm's assets under management would benefit from lower interest rates.

The biggest detractors from performance were Chinese companies. **ZTO Express** (down around 12%) suffered due to revived price competition in its industry, slowing what had been rapid earnings growth. **China Overseas Land** (down around 15%) and **Ping An Insurance** (down around 20%) fell as a result of continuing weakness in residential property.

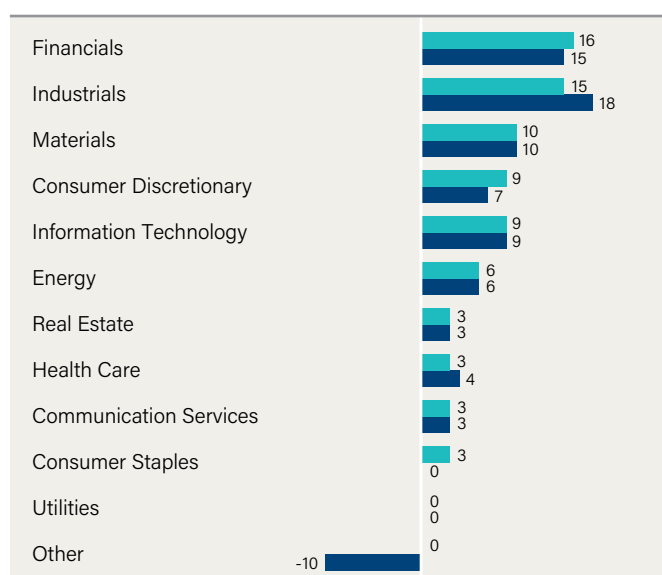
Disposition of Assets %



■ 31 DEC 2023 ■ 30 SEP 2023

See note 2, page 7. Numerical figures have been subject to rounding.
Source: Platinum Investment Management Limited.

Net Sector Exposures %



■ 31 DEC 2023 ■ 30 SEP 2023

See note 3, page 7. Numerical figures have been subject to rounding.
Source: Platinum Investment Management Limited.

Top 10 Holdings

COMPANY	COUNTRY	INDUSTRY	WEIGHT
Allfunds Group Plc	UK	Financials	3.3%
UBS Group AG	Switzerland	Financials	3.2%
Samsung Electronics Co Ltd	South Korea	Info Technology	3.1%
ZTO Express Cayman Inc	China	Industrials	3.0%
UPM-Kymmene OYJ	Finland	Materials	2.9%
Minebea Co Ltd	Japan	Industrials	2.5%
Airbus SE	France	Industrials	2.2%
Suzano SA	Brazil	Materials	2.1%
InterGlobe Aviation Ltd	India	Industrials	2.1%
Intercontinental Exchange Inc	US	Financials	2.0%

As at 31 December 2023. See note 4, page 7.

Source: Platinum Investment Management Limited.

Commentary

As inflation continues to recede, investors have grown confident that interest rate cuts are on the way and as a result global stock markets have rallied. In the US, this has given rise to the view that a serious downturn – and significant earnings downgrades – are unlikely in the year ahead.

Much has been made of the contribution of artificial intelligence and the Magnificent Seven (Apple, Microsoft, Amazon, Google, Nvidia, Tesla, and Facebook) to the markets' performance this year. Yet in the final weeks of the year investors were drawn into buying the more speculative end of the market. Against the odds, unprofitable growth stocks and companies with dubious business models were back in vogue.

Where the opportunities really lie

It is always easy to be drawn into big debates around interest rates, market levels and popular themes like the revolutionary impact of AI. However this can distract from a clear-eyed view of the real opportunities.

There are many companies currently running under the radar because they have already faced setbacks from policy and economic tightening and suffered their own bear markets.

TransUnion is a US consumer credit bureau, providing data to help lenders assess mortgages, auto loans and credit cards. TransUnion has now expanded the data sets it offers, moving beyond lending to areas such as insurance, fraud detection and e-commerce. The company also has good positions in fast growing markets like India. It is a high-quality business with limited competition.

Today US mortgage applications have collapsed 90% from the highs of 2020, reducing demand for TransUnion's services. Our view is that the company's long-term prospects remain sound and the headwinds of higher rates will recede. We were able to acquire a stake in TransUnion at an attractive valuation.

EVs for the people

The Chinese economy remains sluggish and political concerns, both domestic and global, are front of mind for investors. In our view the focus should be not on the Chinese economy or Chinese market, but on individual Chinese businesses.

During the quarter, members of our investment team spent five days in Guangdong province visiting companies, with a particular focus on the electric vehicle (EV) supply chain. This included companies making capital equipment for battery manufacturing, producers of electrolytes and cathode materials and **BYD**, the new global leader in EVs.

We believe Chinese producers stole a march on global competitors by focussing on lower cost EVs. In our discussions with Chinese EV players, BYD – who manufacture their batteries inhouse – and China's leading battery maker, **Contemporary Amperex Technology Co Limited** (CATL), were seen as drivers of continuous improvement across the supply chain.

While politics may restrict Chinese companies' ability to export to the US (and potentially European) markets, their home market continues to grow strongly. Outside of EVs, battery technology has important end markets in energy storage and will benefit from global investment in renewable energy, an area where the politics are likely to be less fraught. This combination of factors explains why we saw CATL's recent 50% stock price fall as an opportunity. The stock fell on concerns over the sustainability of the EV boom and US/European protectionism. We believe this offered an attractive entry point.

When a car company is a banker

Toyota Motor Corp is a long-held position that has delivered solid 14% per annum returns over the past five years.

In recent years the company was criticised for not investing in pure EVs. Instead Toyota focussed on hybrid EVs and today are seen as a leader in fuel efficiency. In tough economic times that underpinned strong demand for their vehicles.

The company also focused on alternatives to current battery technology such as solid-state batteries which they expect to have in commercial production by 2028. The weakness in the Japanese Yen has recently provided a boost (albeit perhaps temporary) to the company's profitability.

For such a structurally well-positioned company, a valuation of eight times current year earnings is respectable, though certainly higher than many of its struggling global competitors. In addition, there is plenty of upside for investors in Toyota's balance sheet.

Like many Japanese companies, Toyota holds excess assets and runs a less than generous dividend payout ratio of 30%. As we noted last quarter, a significant part of the Japan story is that the corporate governance reforms of the past decade mean companies are placing greater focus on shareholder interests.

During the past year, the Toyota group started to unwind various cross shareholdings. While these changes are relatively small in nature, they add a potential source of incremental returns to a company that is already attractively priced and a leader in its core business.

Outlook

With the developed markets returned to or surpassing the highs of late 2021 and with expectations for interest rates having eased over the past quarter, many commentators believe a new equity bull market has begun.

This may be the case – but there are still reasons to be cautious. Firstly, it is worth remembering that shifts to a restrictive monetary policy historically take 18 to 24 months to hit the economy and company earnings. Why is that relevant? Because 18 months ago, the US Federal Funds target rate was just 1%. Today it's 5.5%.

So while employment and activity have certainly held up better than many expected, it may be most helpful to view the macro picture through a neutral lens.

Additionally, many of the growth stocks that powered the market this year are on full to generous valuations and so may be vulnerable to a pullback if rates don't fall as quickly as some anticipate in 2024.

By contrast there are many quality companies across many sectors and geographies that are trading at valuations that could produce good returns in the medium to long term. As always, we will focus on the latter group and avoid the former.

Highlights from The Journal

Visit www.platinum.com.au/our-products/platinum-capital-limited to find a repository of information about Platinum Capital Limited (PMC) including:

- Performance and NTA history
- Dividend history and the Dividend Reinvestment Plan
- ASX releases and financial statements
- Monthly updates on performance, portfolio positioning and top 10 holdings.

You can find a range of thought-provoking articles and videos on our website in **The Journal** under **Insights & Tools**.

ARTICLE

Why investing in the energy transition is not just about renewables.¹

The energy transition designed to decarbonise the world is well underway but it's becoming increasingly clear success is about much more than renewable energy. We talked to two Platinum Portfolio Managers to see how they think the transition will really work – and what that could mean for investors.

ARTICLE

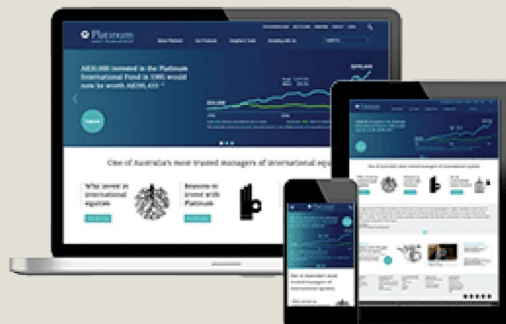
Japan's reform. New dawn or same old story?²

We've been investing in Japan for 25 years and think corporate governance reform could unleash a whole lot of value hidden inside some of Japan's biggest companies. In this article our experts report on their talk with the regulators who are driving the reform – and the companies that will change because of them.

VIDEO

Funds in Focus: Platinum European Fund.³

In the video webinar, Nik Dvornak, Co-Portfolio Manager for the Platinum European Fund, talks about big company turnarounds, the Central European consumer and the investment upsides of investing in powerful networks (like stock exchanges).



VIDEO

Funds in Focus: Platinum International Technology Fund.⁴

Jimmy Su, Portfolio manager for the Platinum International Technology Fund looks past the headlines about the “Magnificent 7” to examine some key misconceptions about generative AI and the next leg of growth for streaming services like Netflix and Amazon. He also provides an update on the Fund's portfolio.

AUDIO

Macro Overview: A Cautious Approach is Warranted, But Opportunities Still Prevail.⁵

In late September 2023, Platinum Co-CIO Andrew Clifford sat down with investment analyst Julian McCormack to discuss why Japan is now an attractive investment destination and assess some opportunities in China - particularly in the delivery, travel and auto sectors.

VIDEO

Finding Opportunities Where Others Fear to Tread.⁶

In this video, Platinum's Co-CIO, Clay Smolinski, discusses why it's hard to get macroeconomic predictions correct and how Platinum *leverages* the uncertainties inherent in macroeconomic forecasting to find mispricings that allow us to buy into valuable companies cheaply.

¹ www.platinum.com.au/insights-tools/the-journal/why-investing-in-the-energy-transition-is-not-just-about-renewables

² www.platinum.com.au/insights-tools/the-journal/japans-reform-new-dawn-or-same-old-story

³ www.platinum.com.au/insights-tools/the-journal/funds-in-focus-platinum-european-fund

⁴ www.platinum.com.au/insights-tools/the-journal/funds-in-focus-platinum-international-technology-fund

⁵ www.platinum.com.au/insights-tools/the-journal/macro-overview-a-cautious-approach-is-warranted-but-opportunities-still-prevail

⁶ www.platinum.com.au/insights-tools/the-journal/video-finding-opportunities-where-others-fear-to-t

Notes: Unless otherwise specified, all references to "Platinum" in this report are references to Platinum Investment Management Limited (ABN 25 063 565 006, AFSL 221935). "PMC" refers to Platinum Capital Limited (ABN 51 063 975 431) (ASX code: PMC)

Some numerical figures in this publication have been subject to rounding adjustments. References to individual stock or index performance are in local currency terms, unless otherwise specified.

1. PMC's returns are calculated by Platinum using PMC's pre-tax net tangible asset (NTA) backing per share (as released to the ASX monthly). PMC's returns are calculated after the deduction of fees and expenses, have been adjusted for taxes paid and any capital flows, and assume the reinvestment of dividends. PMC's returns have not been calculated using PMC's share price.
2. The MSCI index returns are in AUD, are inclusive of net official dividends, but do not reflect fees or expenses. The gross MSCI index was used prior to 31/12/98. MSCI index returns are sourced from FactSet Research Systems. Platinum does not invest by reference to the weightings of the specified MSCI index. As a result, PMC's holdings may vary considerably to the make-up of the specified MSCI index. MSCI index returns are provided as a reference only. The investment returns shown are historical and no warranty is given for future performance. Historical performance is not a reliable indicator of future performance. Due to the volatility in PMC's underlying assets and other risk factors associated with investing, investment returns can be negative, particularly in the short term.
3. The geographic disposition of assets (i.e. other than "cash" and "shorts") shows PMC's exposures to the relevant countries/regions through its long securities positions and long securities/index derivative positions, as a percentage of its portfolio market value. Country classifications for securities reflect Bloomberg's "country of risk" designations. "Shorts" show PMC's exposure to its short securities positions and short securities/index derivative positions, as a percentage of its portfolio market value. "Cash" in this table includes cash at bank, cash payables and receivables and cash exposures through long derivative transactions.
4. The table shows PMC's net exposures to the relevant sectors through its long and short securities positions and long and short securities/index derivative positions, as a percentage of its portfolio market value. Index positions (whether through ETFs or derivatives) are only included under the relevant sector if they are sector specific, otherwise they are included under "Other".
5. The table shows PMC's top ten positions as a percentage of its portfolio market value taking into account its long securities positions and long securities derivative positions.

Disclaimers: This publication has been prepared by Platinum Investment Management Limited ABN 25 063 565 006 AFSL 221935, trading as Platinum Asset Management (Platinum®). Platinum is the investment manager of PMC. This publication contains general information only and is not intended to provide any person with financial advice. It does not take into account any person's (or class of persons') investment objectives, financial situation or needs, and should not be used as the basis for making investment, financial or other decisions. You should obtain professional advice before making an investment decision to invest in (or divest from) PMC.

Neither PMC nor any company in the Platinum Group®, including any of their directors, officers or employees (collectively, "Platinum Persons"), guarantee the performance of PMC, the repayment of capital, or the payment of income. The Platinum Group means Platinum Asset Management Limited ABN 13 050 064 287 and all of its subsidiaries and associated entities (including Platinum). To the extent permitted by law, no liability is accepted by any Platinum Person for any loss or damage as a result of any reliance on this information. This publication reflects Platinum's views and beliefs at the time of preparation, which are subject to change without notice. No representations or warranties are made by any Platinum Person as to their accuracy or reliability. This publication may contain forward-looking statements regarding Platinum's intent, beliefs or current expectations with respect to market conditions. Readers are cautioned not to place undue reliance on these forward-looking statements. No Platinum Person undertakes any obligation to revise any such forward-looking statements to reflect events and circumstances after the date hereof.

© Platinum Investment Management Limited 2024. All rights reserved.

MSCI Disclaimer: The MSCI information may only be used for your internal use, may not be reproduced or disseminated in any form and may not be used as a basis for or a component of any financial instruments or products or indices. None of the MSCI information is intended to constitute investment advice or a recommendation to make (or refrain from making) any kind of investment decision and may not be relied on as such. Historical data and analysis should not be taken as an indication or guarantee of any future performance analysis, forecast or prediction. The MSCI information is provided on an "as is" basis and the user of this information assumes the entire risk of any use made of this information. MSCI, each of its affiliates and each other person involved in or related to compiling, computing or creating any MSCI information (collectively, the "MSCI Parties") expressly disclaims all warranties (including, without limitation, any warranties of originality, accuracy, completeness, timeliness, non-infringement, merchantability and fitness for a particular purpose) with respect to this information. Without limiting any of the foregoing, in no event shall any MSCI Party have any liability for any direct, indirect, special, incidental, punitive, consequential (including, without limitation, lost profits) or any other damages. (www.msci.com).



Level 8, 7 Macquarie Place
Sydney NSW 2000

GPO Box 2724
Sydney NSW 2001

Telephone

1300 726 700 or +61 2 9255 7500
0800 700 726 (New Zealand only)

Facsimile

+61 2 9254 5555

Email

invest@platinum.com.au

Website

www.platinumcapital.com.au