

MLC-Platinum Global Fund

QUARTERLY INVESTMENT MANAGER'S REPORT

Performance

Fund Size: \$543.2m	Last quarter	Last 12 months	5 years (compound pa)	Since inception (compound pa)
MLC-Platinum Global Fund	0.3%	0.1%	8.5%	9.9%
MSCI All Country World Net Index (A\$)	-2.0%	12.2%	14.8%	8.1%

Fund returns are after fees and expenses and assume the reinvestment of distributions. Portfolio inception date: 30 June 1994.

Source: MLC Investments Limited and Platinum Investment Management Limited for Fund returns, and FactSet Research Systems for MSCI index returns.

Past performance is not indicative of future performance. The value of an investment may rise or fall with changes in the market.

The Fund had a solid start to 2025, helping protect investor capital in volatile markets.

Global stock markets rose moderately through the first six weeks of the year, but reversed sharply in March on tariff concerns to end the quarter down 2%. The Fund rose 0.3%.

The Fund was overweight Europe and the UK, which was a positive from January through to March. We were also overweight China, which heavily outperformed in February and early March. We then added to our downside defence as the broader market fell in March. These three factors drove the Fund's outperformance for the quarter.

Having been appointed Portfolio Manager of the Fund starting 3 March much of the Fund's outperformance for the quarter should be credited to the outgoing manager Clay Smolinski.

The Platinum philosophy is ideally suited to investing in times of uncertainty, like those we are seeing currently. We aim for ongoing enhancement of the investment process, while continuing the fundamental active management that has driven Platinum's long-term success for its investors.

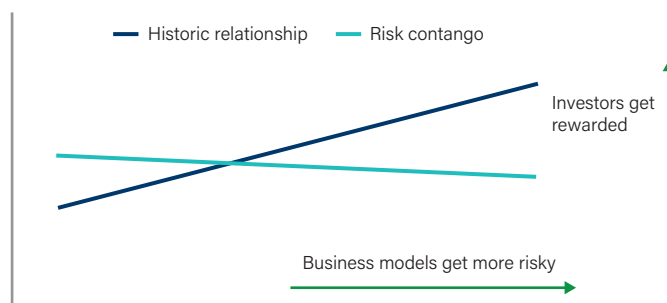
There has been an uptick in stock market volatility due to uncertainty about US tariffs, which is unfolding as we write. We have been positioning the portfolio to protect the Fund if this pressure persists.

Commentary – of rotations and contangos

Over the past few years there was no shortage of US retail investors willing to take a punt on risky technology business models. This drove up their prices and many investors did very well from the Magnificent Seven technology stocks and from other technology names. Crucially, those price rises ate away at potential future rewards.

At the other end of the spectrum, stable, high-quality businesses with a lower likelihood of losing money were unloved.

This led to a form of "risk contango" – you could reasonably expect a higher future return from safer bets on quality stocks than on speculative businesses. The opposite is normally the case – you trade higher risk for higher return.



Risk contango: as investors crowded into riskier businesses, the potential reward was squeezed by higher valuations. This creates an opportunity in less volatile businesses, such as medicines, food and household goods.

A fund like the MLC-Platinum Global Fund can invest in more volatile businesses in return for high potential profits – if the valuation is right. In current markets, however, riskier businesses don't appear to offer enough profits to the stock investor and we feel that better profits can be made in safer companies. This has resulted in a portfolio rotation towards more defensive names, such as pharmaceutical and consumer staples businesses.

We are not philosophically shifting the Fund into defensive stocks, as much as responding to market opportunities at this time. Our aspiration is to make money for clients where the market presents these opportunities and then seek to protect profits in market downturns. In our view playing the 'risk contango' opportunity illustrated in the chart above serves both purposes.

Defensives with potential

Let's look in more depth at the pharmaceutical manufacturers we discussed above.

The economic demand for medicines holds up well if we do see a recession, and we would expect these stocks to protect capital in a downturn. This makes them defensives, but at the same time there's high potential profits to be made because of their depressed share prices.

Some of the pharmaceutical manufacturers we have taken a position in include:

- **AbbVie.** A Chicago-headquartered pharmaceutical company whose focus areas include immunology, oncology, neuroscience, eye care, virology, and gastroenterology. AbbVie makes Botox, which earned the company over \$1.5 billion in the fourth quarter of 2024.
- **AstraZeneca.** A large diversified pharma company based in the UK that spends 20% of total revenue on R&D and currently has a deep pipeline of drugs under trial.
- **Merck.** A US pharmaceutical and animal health firm. It developed the largest drug in the world by sales, cancer drug Keytruda.
- **Novartis.** Novartis is a Swiss pharma company that focuses on cardiovascular, immunology, neuroscience and oncology. In 2024 it grew core income by over 20% and expects high single to low double-digit sales growth in 2025.

Portfolio shifts

Good returns from some of our Chinese holdings saw us take some profits, but we retain a strong overweight to China on the basis of its continued economic recovery. We also took profit on some strong performing stocks within the portfolio and brought in some new businesses in their place.

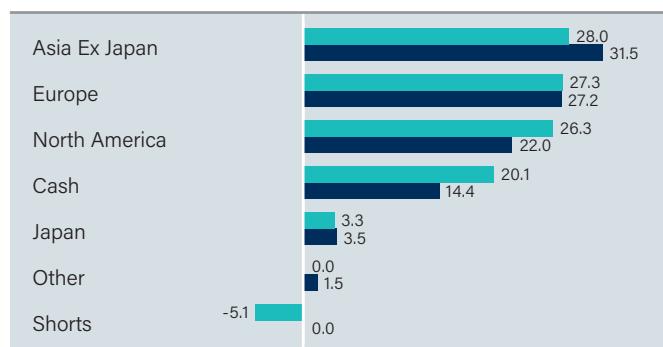
As part of our portfolio review we are looking to move to a higher conviction stance and therefore to hold at least 2% in any single stock position. As a result we have reviewed all smaller stock positions and made orders to either buy up to 2% or sell out.

Outlook

Shortly after the end of the quarter, President Trump announced a new tariff regime that sent the market down 10% over a matter of days. As we write this, there is no longer-term clarity on tariff policy, but this clearly has not been taken well by markets.

The portfolio was well positioned for a US shock, but we are more exposed to Europe and China and so are monitoring the contagion into those regions. Assuming a higher tariff regime persists between the US and the world, our base case is a weaker US economy and an inflation shock. For the rest of the world, the inflation shock should be muted, but there will still be a negative economic shock from less US demand. There could be an offset from US tax cuts, but that is not yet clear.

Disposition of Assets (Net Invested Positions) %[^]



■ 31 MAR 2025 ■ 31 DEC 2024

[^] The geographic disposition of assets (i.e. other than "cash") shows the Fund's exposures to the relevant countries/regions through its long securities positions and long securities/index derivative positions, as a percentage of its portfolio market value.

Source: Platinum Investment Management Limited.

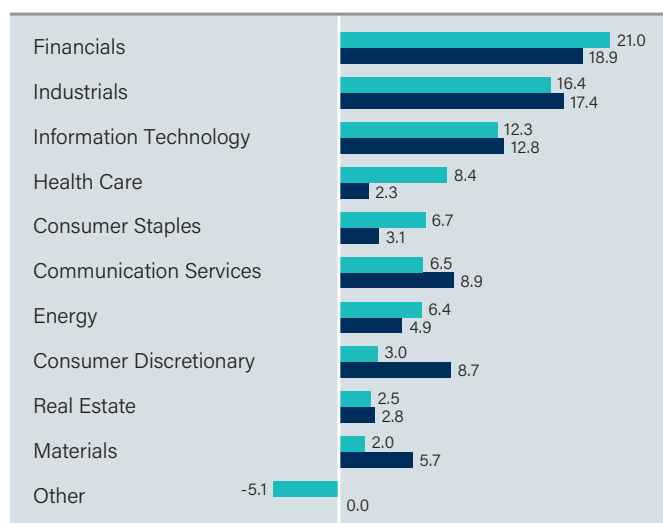
Top 10 Holdings[^]

COMPANY	COUNTRY	INDUSTRY	WEIGHT
Alphabet Inc	US	Comm Services	3.9%
Taiwan Semiconductor	Taiwan	Info Technology	3.9%
Allfunds Group Plc	UK	Financials	3.7%
TransUnion	US	Industrials	3.6%
ZTO Express Cayman Inc	China	Industrials	3.3%
UBS Group AG	Switzerland	Financials	3.1%
JD.com Inc	China	Cons Discretionary	3.0%
Ping An Insurance Group	China	Financials	2.5%
Tencent Holdings Ltd	China	Comm Services	2.5%
China Resources Land Ltd	China	Real Estate	2.5%

[^] As at 31 March 2025. The table shows the Fund's top ten positions as a percentage of its portfolio market value taking into account its long securities positions and long securities derivative positions. Numerical figures are subject to rounding adjustments.

Source: Platinum Investment Management Limited.

Net Sector Exposures %[^]

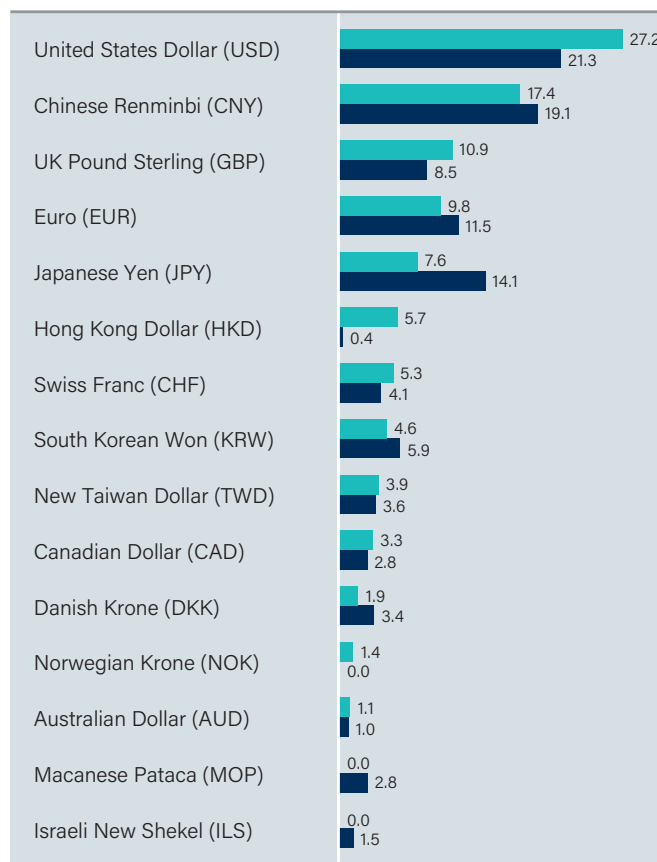


■ 31 MAR 2025 ■ 31 DEC 2024

[^] The table shows the Fund's net exposures to the relevant sectors through its long securities positions and long securities/index derivative positions, as a percentage of its portfolio market value. Index positions (whether through ETFs or derivatives) are only included under the relevant sector if they are sector specific, otherwise they are included under "Other". Numerical figures are subject to rounding adjustments.

Source: Platinum Investment Management Limited.

Net Currency Exposures[^]



■ 31 MAR 2025 ■ 31 DEC 2024

[^] The table shows the Fund's net exposures to the relevant currencies through its long securities positions, cash at bank, cash payables and receivables, currency forwards and long securities/index derivative positions, as a percentage of its portfolio market value.

Source: Platinum Investment Management Limited.

This document has been issued by MLC Investments Limited ABN 30 002 641 661, AFSL 230705. MLC Investments Limited is part of the Insignia Group of Companies, comprising Insignia Financial Ltd ABN 49 100 103 722 and its related bodies corporate (Insignia Financial Group). Fund and market commentary and Fund data is prepared by Platinum Investment Management Limited ABN 25 063 565 006, AFSL 221935 (trading as Platinum Asset Management), and is current as at 31 March 2025. It is provided as an information service without assuming a duty of care. This communication contains general information and may constitute general advice. Any advice in this communication has been prepared without taking account of individual objectives, financial situation or needs. It should not be relied upon as a substitute for financial or other specialist advice. MLC Investments Limited is the issuer of both the MLC-Platinum Global Fund (the Fund) and the MLC MasterKey Unit Trust. The offer of interests in the MLC-Platinum Global Fund and the MLC MasterKey Unit Trust are contained in the MLC MasterKey Unit Trust PDS. Copies of this PDS are available on mlc.com.au. The MLC-Platinum Global Fund was closed to new investors from 1 July 2005. Existing investors wishing to acquire further units should obtain a PDS and consider that document before making any decision about whether to acquire or continue to hold the product. The information is directed to and prepared for Australian residents only. Securities mentioned in this article may no longer be in the Fund. Past performance is not indicative of future performance. The value of an investment may rise or fall with the changes in the market. Please note that all return figures reported for the Fund are after management fees and before taxes unless otherwise stated. Other return figures are calculated before deducting fees. The Fund referred to herein is not sponsored, endorsed, or promoted by MSCI, and MSCI bears no liability with respect to any such fund. Any opinions expressed in this communication constitute Platinum Investment Management Limited's (Platinum's) judgement at 31 March 2025 and are subject to change. Platinum believes that the information contained in this communication is correct and that any estimates, opinions, conclusions or recommendations are reasonably held or made at the time of compilation. However, no warranty is made as to their accuracy or reliability (which may change without notice) or other information contained in this communication. MLC Investments Limited may use the services of Insignia Financial Group related companies where it makes good business sense to do so and will benefit customers. Amounts paid for these services are always negotiated on an arm's length basis.